































































HYDRAULIC CYLINDERS

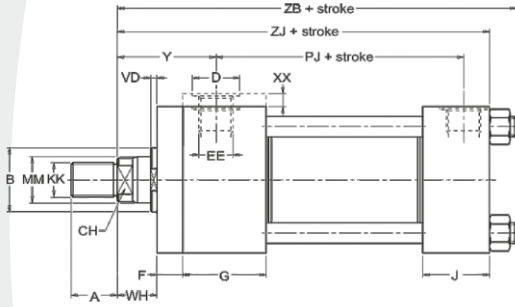
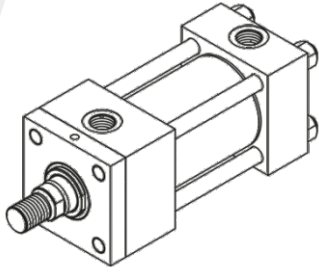
HİDROLİK SİLİNDİRLER



KINETIC

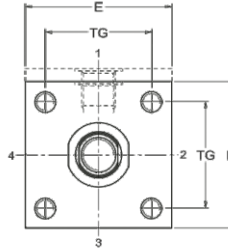
	KHSC01 HİDR. SİLİNDİRLER / KHSC01 Hydraulic Cylinders \$	1		KİLİTLİ HİDROLİK SİLİNDİR / Self Locking Hydraulic Cylinder \$	28
	KHSC02 HİDR. SİLİNDİRLER / KHSC02 Hydraulic Cylinders \$	2		KİLİTLİ HİDROLİK SİLİNDİR / Locked Hydraulic Cylinder \$	29
	KHSC03 HİDR. SİLİNDİRLER / KHSC03 Hydraulic Cylinders \$	3		KBZ-02 HİDROLİK SİLİNDİR / KBZ-02 Hydraulic Cylinder \$	30
	KHZC HİDR. SİLİNDİRLER / KHZC Hydraulic Cylinders \$	4		KBZ-03 HİDROLİK SİLİNDİR / KBZ-03 Hydraulic Cylinder \$	31
	KMT1 01 HİDR. SİLİNDİRLER / KMT1 01 Hydraulic Cylinders \$	5		KBZ-04 HİDROLİK SİLİNDİR / KBZ-04 Hydraulic Cylinder \$	32
	KMT1 02 HİDR. SİLİNDİRLER / KMT1 02 Hydraulic Cylinders \$	6		KBZ-05 HİDROLİK SİLİNDİR / KBZ-05 Hydraulic Cylinder \$	33
	KMT1 03 HİDR. SİLİNDİRLER / KMT1 03 Hydraulic Cylinders \$	7		KBZ-06 HİDROLİK SİLİNDİR / KBZ-06 Hydraulic Cylinder \$	34
	KME 00 HİDR. SİLİNDİRLER / KME 00 Hydraulic Cylinders \$	8		KBZ-07 HİDROLİK SİLİNDİR / KBZ-07 Hydraulic Cylinder \$	35
	KME 01 HİDR. SİLİNDİRLER / KME 01 Hydraulic Cylinders \$	9		KBZ-08 HİDROLİK SİLİNDİR / KBZ-08 Hydraulic Cylinder \$	36
	KME 02 HİDR. SİLİNDİRLER / KME 02 Hydraulic Cylinders \$	10		KBZ-09 HİDROLİK SİLİNDİR / KBZ-09 Hydraulic Cylinder \$	37
	KHO HİDR. SİLİNDİRLER / KHO Hydraulic Cylinders \$	11		KBZ-10 HİDROLİK SİLİNDİR / KBZ-10 Hydraulic Cylinder \$	38
	KHA HİDR. SİLİNDİRLER / KHA Hydraulic Cylinders \$	12		KBZ-11 HİDROLİK SİLİNDİR / KBZ-11 Hydraulic Cylinder \$	39
	KHOA HİDR. SİLİNDİRLER / KHOA Hydraulic Cylinders \$	13		KBZ-12 HİDROLİK SİLİNDİR / KBZ-12 Hydraulic Cylinder \$	40
	KMF1 HİDR. SİLİNDİRLER / KMF1 Hydraulic Cylinders \$	14		KSWC_01 HİDROLİK SİLİNDİR / KSWC Hydraulic Cylinder \$	41
	KMF2 HİDR. SİLİNDİRLER / KMF2 Hydraulic Cylinders \$	15		KSWC_02_M HİDROLİK SİLİNDİR / KSWC02 Hydraulic Cyl. \$	42
	KHS1 HİDR. SİLİNDİRLER / KHS1 Hydraulic Cylinders \$	16		KSWC_03_M HİDROLİK SİLİNDİR / KSWC03 Hydraulic Cyl. \$	43
	KHS2 HİDR. SİLİNDİRLER / KHS2 Hydraulic Cylinders \$	17		KVSP HİDROLİK SİLİNDİR / KVSP Hydraulic Cylinder \$	44
	KHSC01T HİDR. SİLİNDİRLER / KHSC01T Hydraulic Cylinders \$	18		KUSB_B UZUN STROKLU BLK SİL./ KUSB- Hydraulic Cylinder \$	45
	KHSC02T HİDR. SİLİNDİRLER / KHSC02T Hydraulic Cylinders \$	19		KHMC MANYETİK HİD. SİLİNDİR / Magnet Hydraulic Cylinder \$	46
	KHZC02T HİDR. SİLİNDİRLER / KHZC02T Hydraulic Cylinders \$	20		KYHC HİDROLİK YASTIKLI SİLİNDİR / Hydr. Cushion Cylinder \$	47
	KMT101T HİDR. SİLİNDİRLER / KMT101T Hydraulic Cylinders \$	21		HC_A HİDROLİK SİLİNDİRLER/ HC_A Hydraulic Cylinders \$	48
	KMT103T HİDR. SİLİNDİRLER / KMT103T Hydraulic Cylinders \$	22		KHCC HİDROLİK SİLİNDİR / KHCC Hydraulic Cylinder \$	49
	KHOT HİDR. SİLİNDİRLER / KHOT Hydraulic Cylinders \$	23		HTLSK ÇİFT ETK.HİD.TELESK. SİL / Hydraulic Telescopic Cyl. \$	50
	KHOAT HİDR. SİLİNDİRLER / KHOAT Hydraulic Cylinders \$	24		HMKA HİDROLİK DÖNER KLEMP / Hydraulic Swivel Clamp \$	51
	KMF1T HİDR. SİLİNDİRLER / KMF1T Hydraulic Cyl. Cyl. \$	25		HSU HİDROLİK DÖNER KLEMP / Hydraulic Swivel Clamp \$	52
	MAFSAL BAĞLANTI/ Rod Eye \$	26		HDHS LEVYE TİP HİD.DÖNER KLEMP/ Lever Type Swivel Rotary Clamp \$	53
	EKLEM BAĞLANTI / \$	27		HOS1 HİDROLİK DÖNER KLEMP / Hydraulic Swivel Clamp \$	54
				HMSA HİDROLİK DÜZ KLEMP / Hydraulic Clamp \$	55
				KBSE HİDROLİK YATAKLI SİL. / Hydraulic Guide Cylinder \$	56
				KLCH LİNEER CETVELLİ HİD.SİL. / Hyd. Linear Cylinder \$	57
				KHSE HİD. SIKIŞTIRMA SİLİNDİRLER / Hyd. Cylinder \$	58
				HCDL HİDROLİK SİLİNDİRLER / Hyd. Cylinder \$	59
				KSCZ GÖMME TİP HİD. SİLİNDİRLER / KSCZ Hyd. Cyl. \$	60
				KSM KOMPAKT TİP HİD. SİLİNDİRLER / KSM Hyd. Cyl. \$	61
				KRZ YUVARLAK TİP KOMPAKT HİD. SİL./ KRZ Hyd. Cyl. \$	62

Ürün görsellerine tıklayarak [ürün sayfasına](#),
 \$ işaretine tıklayarak [ürün fiyatlarına](#),
 Sayfa numaralarının üzerindeki ▲ işaretine tıklayarak [tekrar bu sayfaya](#)
 ulaşabilirsiniz.



Bağlantı Elemanı / Connection Element

AMB : Arka Mafsal Bağlantı / Back Joint
OMB : Ön Mafsal Bağlantı / Rod Joint
OEB : Orta Eklem Bağlantı / Middle Joint Connection
ÖFB : Ön Flanş Bağlantı / Front Flange Connection
AFB : Arka Flanş Bağlantı / Rear Flange Connection
ÖAMB : Ön Arka Mafsal Bağlantı / Front Rear Joint
AB : Ayak Bağlantı / Base Connection



Sipariş Kodu / Ordering Code

KHSC 50 36 50 AB

Bağl. / Connecting

Strok / Stroke (mm)

Mil / Rod

Çap / Bore Size (mm)

Model Tip / Model Type

Çap / Bore Size (mm)

25-32-40-50-60-80-100-160-200

Mil Çapı / Rod Size (mm)

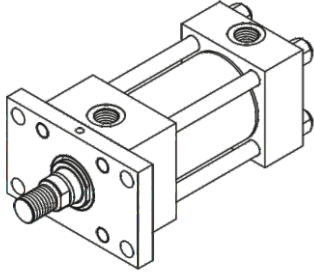
12-18-25-32- etc.

Strok / Stroke (mm)

20 mm - 1500 mm

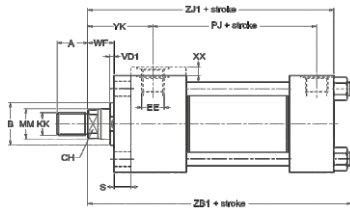
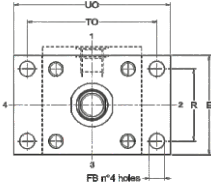
Bağlantı Elemanı / Connection Element

Çap / Bore Ø	MM Ø	A	B ¹⁸ Ø	CH	XX	E	EE	D Ø	F	G	J	KK (Metric)	PJ	TG	VD	WH	Y	ZB _{max}	ZJ
25	12	14	24	9	5	40	1/4"	22	10	45	35	M10 x 1,25	54	28,3	6	15	50	121	114
25	18	18	30	14	5	40	1/4"	22	10	45	35	M14 x 1,5	54	28,3	6	15	50	121	114
32	14	16	26	11	5	45	1/4"	22	10	45	36	M12 x 1,25	57	33,2	12	25	60	137	128
32	18	18	30	14	5	45	1/4"	22	10	45	36	M14 x 1,5	57	33,2	6	25	60	137	128
32	22	22	34	17	5	45	1/4"	22	10	45	36	M16 x 1,5	57	33,2	12	25	60	137	128
40	18	18	30	14	-	60	3/8"	25	10	55	45	M14 x 1,5	74	41,7	6	25	62	166	153
40	22	22	34	17	-	60	3/8"	25	10	55	45	M16 x 1,5	74	41,7	12	25	62	166	153
40	28	28	42	22	-	60	3/8"	25	10	55	45	M20 x 1,5	74	41,7	10	25	62	166	153
50	22	22	34	17	-	75	1/2"	30	15	55	45	M27 x 2	76	52,3	7	26	68	176	159
50	28	28	42	22	-	75	1/2"	30	15	55	45	M20 x 1,5	76	52,3	7	26	68	176	159
50	36	36	50	30	-	75	1/2"	30	15	55	45	M27 x 2	76	52,3	10	26	68	176	159
63	28	28	42	22	-	90	1/2"	30	15	55	45	M33 x 2	80	64,3	7	33	71	185	168
63	36	36	50	30	-	90	1/2"	30	15	55	45	M27 x 2	80	64,3	10	33	71	185	168
63	45	45	60	36	-	90	1/2"	30	15	55	45	M33 x 2	80	64,3	14	33	71	185	168
80	36	36	50	30	-	114	3/4"	37	20	65	52	M27 x 2	93	82,7	5	31	77	212	190
80	45	45	60	36	-	114	3/4"	37	20	65	52	M33 x 2	93	82,7-	9	31	77	212	190
80	56	56	72	50	-	114	3/4"	37	20	65	52	M42 x 2	93	82,7	9	31	77	212	190
100	45	45	60	36	-	126	3/4"	37	22	69	55	M33 x 2	101	96,9	7	35	82	225	203
100	56	56	72	50	-	126	3/4"	37	22	69	55	M42 x 2	101	96,9	7	35	82	225	203
100	70	63	88	60	-	126	3/4"	37	22	69	55	M48 x 2	101	96,9	10	35	82	225	203
125	56	56	72	50	-	164	1"	47	22	78	71	M42 x 2	117	125,9	6	35	86	260	232
125	70	63	88	60	-	164	1"	47	22	78	71	M48 x 2	117	125,9	10	35	86	260	232
125	90	85	108	75	-	164	1"	47	22	78	71	M64 x 3	117	125,9	10	35	86	260	232
160	70	63	88	60	-	198	1"	47	25	86	63	M48 x 2	130	154,9	7	32	86	279	245
160	90	85	108	80	-	198	1"	47	25	86	63	M64 x 3	130	154,9	7	32	86	279	245
160	110	95	133	100	-	198	1"	47	25	86	63	M80 x 3	130	154,9	7	32	86	279	245
200	90	85	108	80	-	240	1" 1/4	54	25	103	80	M64 x 3	165	190,2	7	32	98	336	299
200	110	95	133	100	-	240	1" 1/4	54	25	103	80	M80 x 3	165	190,2	7	32	98	336	299
200	140	112	163	130	-	240	1" 1/4	54	25	103	80	M100 x 3	165	190,2	7	32	98	336	299



Bağlantı Elemanı / Connection Element

AMB : Arka Mafsal Bağlantı / Back Joint
OMB : Ön Mafsal Bağlantı / Rod Joint
OEB : Orta Eklem Bağlantı / Middle Joint Connection
OFB : Ön Flanş Bağlantı / Rear Flange Connection
AFB : Arka Flanş Bağlantı / Front Flange Connection
ÖAMB : Ön Arka Mafsal Bağlantı / Front Rear Joint
AB : Ayak Bağlantı / Base Connection



Sipariş Kodu / Ordering Code

KHSC 50 36 50 AB

Bağl. / Connecting

Strok / Stroke (mm)

Mil / Rod

Çap / Bore Size (mm)

Model Tip / Model Type

Çap / Bore Size (mm)

25-32-40-50-60-80-100-160-200

Mil Çapı / Rod Size (mm)

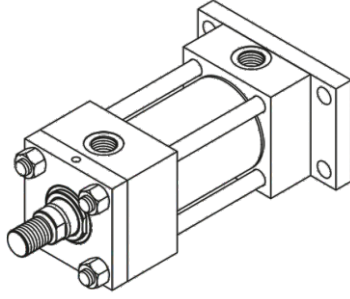
12-18-25-32- etc.

Strok / Stroke (mm)

20 mm - 1500 mm

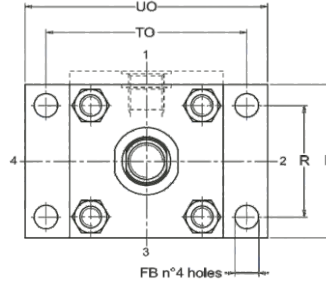
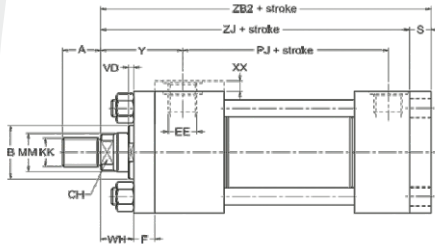
Bağlantı Elemanı / Connection Element

Çap / Bore Ø	MM Ø	A	B Ø	CH	XX	E	EE	FB Ø	KK (Metric)	PJ	R	S	TO	UO	VD1	WF	YK	Zb _{1 max}	ZJ1
25	12	14	24	9	5	40	1/4"	5,5	M10 x 1,25	54	27	10	51	64	6	25	60	131	124
25	18	18	30	14	5	40	1/4"	5,5	M14 x 1,5	54	27	10	51	64	6	25	60	131	124
32	14	16	26	11	5	45	1/4"	6,6	M12 x 1,25	57	33	10	58	70	12	35	70	147	138
32	18	18	30	14	5	45	1/4"	6,6	M14 x 1,5	57	33	10	58	70	6	35	70	147	138
32	22	22	34	17	5	45	1/4"	6,6	M16 x 1,5	57	33	10	58	70	12	35	70	147	138
40	18	18	30	14	-	60	3/8"	11	M14 x 1,5	74	41	12	87	110	4	35	74	178	165
40	22	22	34	17	-	60	3/8"	11	M16 x 1,5	74	41	12	87	110	10	35	74	178	165
40	28	28	42	22	-	60	3/8"	11	M20 x 1,5	74	41	12	87	110	8	35	74	178	165
50	22	22	34	17	-	75	1/2"	13,5	M16 x 1,5	76	52	15	105	130	7	41	83	191	174
50	28	28	42	22	-	75	1/2"	13,5	M20 x 1,5	76	52	15	105	130	7	41	83	191	174
50	36	36	50	30	-	75	1/2"	13,5	M27 x 2	76	52	15	105	130	10	41	83	191	174
63	28	28	42	22	-	90	1/2"	13,5	M20 x 1,5	80	65	18	117	140	4	48	89	203	186
63	36	36	50	30	-	90	1/2"	13,5	M27 x 2	80	65	18	117	140	7	48	89	203	186
63	45	45	60	36	-	90	1/2"	13,5	M33 x 2	80	65	18	117	140	11	48	89	203	186
80	36	36	50	30	-	114	3/4"	17,5	M27 x 2	93	83	20	149	180	5	51	97	232	210
80	45	45	60	36	-	114	3/4"	17,5	M33 x 2	93	83	20	149	180	9	51	97	232	210
80	56	56	72	50	-	114	3/4"	17,5	M42 x 2	93	83	20	149	180	9	51	97	232	210
100	45	45	60	36	-	126	3/4"	17,5	M33 x 2	101	97	25	162	190	4	57	107	250	228
100	56	56	72	50	-	126	3/4"	17,5	M42 x 2	101	97	25	162	190	4	57	107	250	228
100	70	63	88	60	-	126	3/4"	17,5	M48 x 2	101	97	25	162	190	7	57	107	250	228
125	56	56	72	50	-	164	1"	22	M42 x 2	117	126	25*	208	240	4	57	111	285	257
125	70	63	88	60	-	164	1"	22	M48 x 2	117	126	25*	208	240	7	57	111	285	257
125	90	85	108	75	-	164	1"	22	M64 x 3	117	126	25*	208	240	6	57	111	285	257
160	70	63	88	60	-	198	1"	26	M48 x 2	130	155	27**	253	300	5	57	113	306	272
160	90	85	108	80	-	198	1"	26	M64 x 3	130	155	27**	253	300	5	57	113	306	272
160	110	95	133	100	-	198	1"	26	M80 x 3	130	155	27**	253	300	5	57	113	306	272
200	90	85	108	80	-	240	1" 1/4	33	M64 x 3	167	190	27***	300	350	5	57	125	363	326
200	110	95	133	100	-	240	1" 1/4	33	M80 x 3	167	190	27***	300	350	5	57	125	363	326
200	140	112	163	130	-	240	1" 1/4	33	M100 x 3	167	190	27***	300	350	5	57	125	363	326



Bağlantı Elemanı / Connection Element

AMB : Arka Mafsal Bağlantı / Back Joint
OMB : Ön Mafsal Bağlantı / Rod Joint
OEB : Orta Ekleme Bağlantı / Middle Joint Connection
OFB : Ön Flanş Bağlantı / Rear Flange Connection
AFB : Arka Flanş Bağlantı / Front Flange Connection
ÖAMB : Ön Arka Mafsal Bağlantı / Front Rear Joint
AB : Ayak Bağlantı / Base Connection



Sipariş Kodu / Ordering Code

KHSC 50 36 50 AB

Bağl. / Connecting

Strok / Stroke (mm)

Mil / Rod

Çap / Bore Size (mm)

Model Tip / Model Type

Çap / Bore Size (mm)

25-32-40-50-60-80-100-160-200

Mil Çapı / Rod Size (mm)

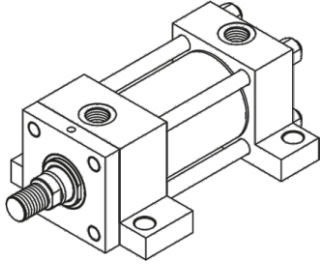
12-18-25-32- etc.

Strok / Stroke (mm)

20 mm - 1500 mm

Bağlantı Elemanı / Connection Element

Çap / Bore Ø	MM Ø	A	B Ø	CH	XX	E	EE	F	FB Ø	KK (Metric)	PJ	R	S	TO	UO	VD	WH	Y	ZB2	ZJ
25	12	14	24	9	5	40	1/4"	10	5,5	M10 x 1,25	54	27	10	51	64	6	15	50	124	114
25	18	18	30	14	5	40	1/4"	10	5,5	M14 x 1,5	54	27	10	51	64	6	15	50	124	114
32	14	16	26	11	5	45	1/4"	10	6,6	M12 x 1,25	57	33	10	58	70	12	25	60	138	128
32	18	18	30	14	5	45	1/4"	10	6,6	M14 x 1,5	57	33	10	58	70	6	25	60	138	128
32	22	22	34	17	5	45	1/4"	10	6,6	M16 x 1,5	57	33	10	58	70	12	25	60	138	128
40	18	18	30	14	-	60	3/8"	10	11	M14 x 1,5	74	41	12	87	110	6	25	62	165	153
40	22	22	34	17	-	60	3/8"	10	11	M16 x 1,5	74	41	12	87	110	12	25	62	165	153
40	28	28	42	22	-	60	3/8"	10	11	M20 x 1,5	74	41	12	87	110	10	25	62	165	153
50	22	22	34	17	-	75	1/2"	15	13,5	M16 x 1,5	76	52	15	105	130	7	26	68	174	159
50	28	28	42	22	-	75	1/2"	15	13,5	M20 x 1,5	76	52	15	105	130	7	26	68	174	159
50	36	36	50	30	-	75	1/2"	15	13,5	M27 x 2	76	52	15	105	130	10	26	68	174	159
63	28	28	42	22	-	90	1/2"	20	13,5	M20 x 1,5	80	65	18	117	140	7	33	71	186	168
63	36	36	50	30	-	90	1/2"	20	13,5	M27 x 2	80	65	18	117	140	10	33	71	186	168
63	45	45	60	36	-	90	1/2"	20	13,5	M33 x 2	80	65	18	117	140	14	33	71	186	168
80	36	36	50	30	-	114	3/4"	22	17,5	M27 x 2	93	83	20	149	180	5	31	77	210	190
80	45	45	60	36	-	114	3/4"	22	17,5	M33 x 2	93	83	20	149	180	9	31	77	210	190
80	56	56	72	50	-	114	3/4"	22	17,5	M42 x 2	93	83	20	149	180	9	31	77	210	190
100	45	45	60	36	-	126	3/4"	22	17,5	M33 x 2	101	97	25	162	190	7	35	82	228	203
100	56	56	72	50	-	126	3/4"	22	17,5	M42 x 2	101	97	25	162	190	7	35	82	228	203
100	70	63	88	60	-	126	3/4"	22	17,5	M48 x 2	101	97	25	162	190	10	35	82	228	203
125	56	56	72	50	-	164	1"	25	22	M42 x 2	117	126	25*	208	240	6	35	86	257	232
125	70	63	88	60	-	164	1"	25	22	M48 x 2	117	126	25*	208	240	10	35	86	257	232
125	90	85	108	75	-	164	1"	25	22	M64 x 3	117	126	25*	208	240	10	35	86	257	232
160	70	63	88	60	-	198	1"	25	26	M48 x 2	130	155	27**	253	300	7	32	86	272	245
160	90	85	108	80	-	198	1"	25	26	M64 x 3	130	155	27**	253	300	7	32	86	272	245
160	110	95	133	100	-	198	1"	25	26	M80 x 3	130	155	27**	253	300	7	32	86	272	245
200	90	85	108	80	-	240	1" 1/4	25	33	M64 x 3	165	190	27***	300	350	7	32	98	326	299
200	110	95	133	100	-	240	1" 1/4	25	33	M80 x 3	165	190	27***	300	350	7	32	98	326	299
200	140	112	163	130	-	240	1" 1/4	25	33	M100 x 3	165	190	27***	300	350	7	32	98	326	299



Sipariş Kodu / Ordering Code

KHZC 50 36 50 AB

Bağlantı Elemanı / Connection Element

AMB : Arka Mafsal Bağlantı / Back Joint
 OMB : Ön Mafsal Bağlantı / Rod Joint
 OEB : Orta Ekleme Bağlantı / Middle Joint Connection
 OFB : Ön Flanş Bağlantı / Rear Flange Connection
 AFB : Arka Flanş Bağlantı / Front Flange Connection
 ÖAMB : Ön Arka Mafsal Bağlantı / Front Rear Joint
 AB : Ayak Bağlantı / Base Connection

Bağl. / Connecting

Strok / Stroke (mm)

Mil / Rod

Çap / Bore Size (mm)

Model Tip / Model Type

Çap / Bore Size (mm)

25-32-40-50-60-80-100-160-200

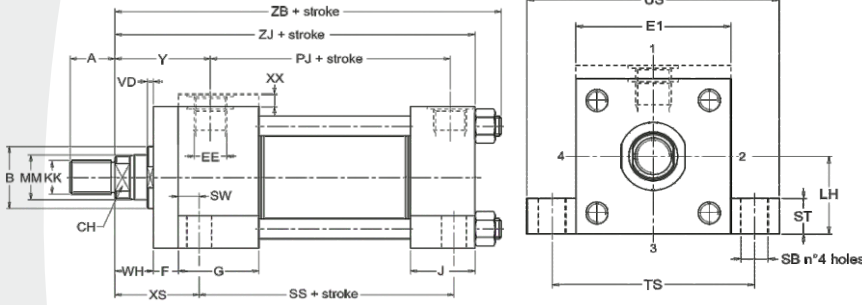
Mil Çapı / Rod Size (mm)

12-18-25-32- etc.

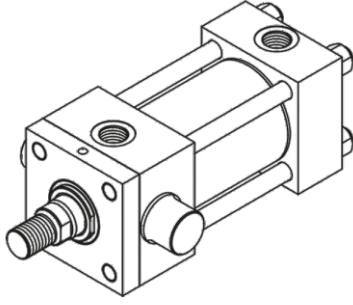
Strok / Stroke (mm)

20 mm - 1500 mm

Bağlantı Elemanı / Connection Element

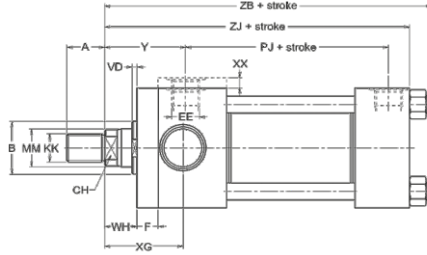
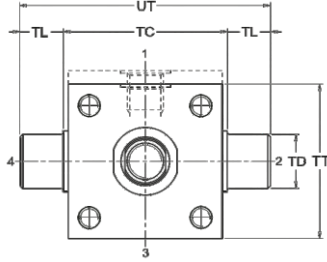


Çap / Bore Ø	MM Ø	A	B Ø	CH	XX	E1	EE (BSP)	F	G	J	KK (Metric)	LH ^{mm}	PJ	SB Ø	SS	ST	SW	VD	TS	US	XS	WH	Y	ZB _{min}	ZJ
25	12	14	24	9	5	38	1/4"	10	45	35	M10 x 1,25	19	54	6,6	73	8,5	8	6	54	70	33	15	50	121	114
25	18	18	30	14	5	38	1/4"	10	45	35	M14 x 1,5	19	54	6,6	73	8,5	8	6	54	70	33	15	50	121	114
32	14	16	26	11	5	44	1/4"	10	45	36	M12 x 1,25	22	57	9	73	12,5	10	12	63	84	45	25	60	137	128
32	18	18	30	14	5	44	1/4"	10	45	36	M14 x 1,5	22	57	9	73	12,5	10	6	63	84	45	25	60	137	128
32	22	22	34	17	5	44	1/4"	10	45	36	M16 x 1,5	22	57	9	73	12,5	10	12	63	84	45	25	60	137	128
40	18	18	30	14	-	60	3/8"	10	55	45	M14 x 1,5	31	74	11	98	12,5	10	6	83	102	45	25	62	166	153
40	22	22	34	17	-	60	3/8"	10	55	45	M16 x 1,5	31	74	11	98	12,5	10	12	83	102	45	25	62	166	153
40	28	28	42	22	-	60	3/8"	10	55	45	M20 x 1,5	31	74	11	98	12,5	10	10	83	102	45	25	62	166	153
50	22	22	34	17	-	75	1/2"	15	55	45	M16 x 1,5	37	76	14	92	19	13	7	102	126	54	26	68	176	159
50	28	28	42	22	-	75	1/2"	15	55	45	M20 x 1,5	37	76	14	92	19	13	7	102	126	54	26	68	176	159
50	36	36	50	30	-	75	1/2"	15	55	45	M27 x 2	37	76	14	92	19	13	10	102	126	54	26	68	176	159
63	28	28	42	22	-	90	1/2"	15	55	45	M20 x 1,5	44	80	18	86	26	17	7	124	160	65	33	71	185	168
63	36	36	50	30	-	90	1/2"	15	55	45	M27 x 2	44	80	18	86	26	17	10	124	160	65	33	71	185	168
63	45	45	60	36	-	90	1/2"	15	55	45	M33 x 2	44	80	18	86	26	17	14	124	160	65	33	71	185	168
80	36	36	50	30	-	114	3/4"	20	65	52	M27 x 2	57	93	18	105	26	17	5	149	186	68	31	77	212	190
80	45	45	60	36	-	114	3/4"	20	65	52	M33 x 2	57	93	18	105	26	17	9	149	186	68	31	77	212	190
80	56	56	72	50	-	114	3/4"	20	65	52	M42 x 2	57	93	18	105	26	17	9	149	186	68	31	77	212	190
100	45	45	60	36	-	126	3/4"	22	69	55	M33 x 2	63	101	26	102	32	22	7	172	216	79	35	82	225	203
100	56	56	72	50	-	126	3/4"	22	69	55	M42 x 2	63	101	26	102	32	22	7	172	216	79	35	82	225	203
100	70	63	88	60	-	126	3/4"	22	69	55	M48 x 2	63	101	26	102	32	22	10	172	216	79	35	82	225	203
125	56	56	72	50	-	164	1"	22	78	71	M42 x 2	82	117	26	131	32	22	6	210	254	79	35	86	260	232
125	70	63	88	60	-	164	1"	22	78	71	M48 x 2	82	117	26	131	32	22	10	210	254	79	35	86	260	232
125	90	85	108	75	-	164	1"	22	78	71	M64 x 3	82	117	26	131	32	22	10	210	254	79	35	86	260	232
160	70	63	88	60	-	198	1"	25	86	63	M48 x 2	101	130	33	130	38	29	7	260	318	86	32	86	279	245
160	90	85	108	80	-	198	1"	25	86	63	M64 x 3	101	130	33	130	38	29	7	260	318	86	32	86	279	245
160	110	95	133	100	-	198	1"	25	86	63	M80 x 3	101	130	33	130	38	29	7	260	318	86	32	86	279	245
200	90	85	108	80	-	240	1" 1/4	25	103	80	M64 x 3	122	165	39	172	44	35	7	311	380	92	32	98	336	299
200	110	95	133	100	-	240	1" 1/4	25	103	80	M80 x 3	122	165	39	172	44	35	7	311	380	92	32	98	336	299
200	140	112	163	130	-	240	1" 1/4	25	103	80	M100 x 3	122	165	39	172	44	35	7	311	380	92	32	98	336	299



Bağlantı Elemanı / Connection Element

AMB : Arka Mafsal Bağlantı / Back Joint
OMB : Ön Mafsal Bağlantı / Rod Joint
OEB : Orta Ekleme Bağlantı / Middle Joint Connection
OFB : Ön Flanş Bağlantı / Rear Flange Connection
AFB : Arka Flanş Bağlantı / Front Flange Connection
ÖAMB : Ön Arka Mafsal Bağlantı / Front Rear Joint
AB : Ayak Bağlantı / Base Connection



Sipariş Kodu / Ordering Code

KMT1 50 36 50 AB

Bağl. / Connecting

Strok / Stroke (mm)

Mil / Rod

Çap / Bore Size (mm)

Model Tip / Model Type

Çap / Bore Size (mm)

25-32-40-50-60-80-100-160-200

Mil Çapı / Rod Size (mm)

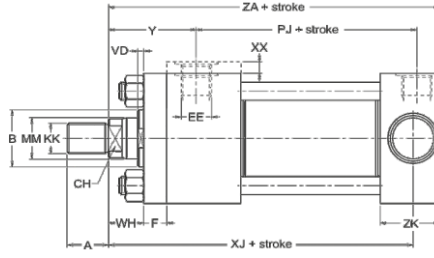
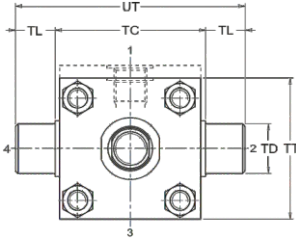
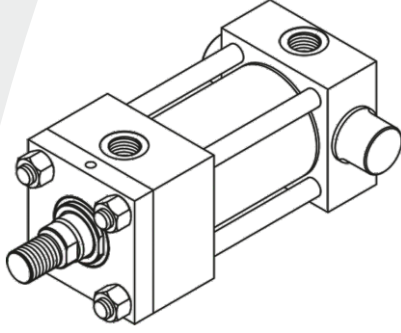
12-18-25-32- etc.

Strok / Stroke (mm)

20 mm - 1500 mm

Bağlantı Elemanı / Connection Element

Çap / Bore Ø	MM Ø	A	B Ø	CH	XX	F	EE (BSP)	KK (Metric)	PJ	TC	TD ^B Ø	TL	TT	UT	VD	XG	WH	Y	ZB _{max}	ZJ
25	12	14	24	9	5	10	1/4"	M10 x 1,25	54	38	12	10	38	58	6	44	15	50	121	114
25	18	18	30	14	5	10	1/4"	M14 x 1,5	54	38	12	10	38	58	6	44	15	50	121	114
32	14	16	26	11	5	10	1/4"	M12 x 1,25	57	44	16	12	44	68	12	54	25	60	137	128
32	18	18	30	14	5	10	1/4"	M14 x 1,5	57	44	16	12	44	68	6	54	25	60	137	128
32	22	22	34	17	5	10	1/4"	M16 x 1,5	57	44	16	12	44	68	12	54	25	60	137	128
40	18	18	30	14	-	10	3/8"	M14 x 1,5	74	63	20	16	60	95	6	57	25	62	166	153
40	22	22	34	17	-	10	3/8"	M16 x 1,5	74	63	20	16	60	95	12	57	25	62	166	153
40	28	28	42	22	-	10	3/8"	M20 x 1,5	74	63	20	16	60	95	10	57	25	62	166	153
50	22	22	34	17	-	15	1/2"	M16 x 1,5	76	76	25	20	75	116	7	64	26	68	176	159
50	28	28	42	22	-	15	1/2"	M20 x 1,5	76	76	25	20	75	116	7	64	26	68	176	159
50	36	36	50	30	-	15	1/2"	M27 x 2	76	76	25	20	75	116	10	64	26	68	176	159
63	28	28	42	22	-	15	1/2"	M20 x 1,5	80	89	32	25	88	139	7	70	33	71	185	168
63	36	36	50	30	-	15	1/2"	M27 x 2	80	89	32	25	88	139	10	70	33	71	185	168
63	45	45	60	36	-	15	1/2"	M33 x 2	80	89	32	25	88	139	14	70	33	71	185	168
80	36	36	50	30	-	20	3/4"	M27 x 2	93	114	40	32	114	178	5	76	31	77	212	190
80	45	45	60	36	-	20	3/4"	M33 x 2	93	114	40	32	114	178	9	76	31	77	212	190
80	56	56	72	50	-	20	3/4"	M42 x 2	93	114	40	32	114	178	9	76	31	77	212	190
100	45	45	60	36	-	-	3/4"	M33 x 2	101	127	50	40	126	207	7	71	35	82	225	203
100	56	56	72	50	-	-	3/4"	M42 x 2	101	127	50	40	126	207	7	71	35	82	225	203
100	70	63	88	60	-	-	3/4"	M48 x 2	101	127	50	40	126	207	10	71	35	82	225	203
125	56	56	72	50	-	-	1"	M42 x 2	117	165	63	50	164	265	6	75	35	86	260	232
125	70	63	88	60	-	-	1"	M48 x 2	117	165	63	50	164	265	10	75	35	86	260	232
125	90	85	108	75	-	-	1"	M64 x 3	117	165	63	50	164	265	10	75	35	86	260	232
160	70	63	88	60	-	-	1"	M48 x 2	130	203	80	63	198	329	7	75	32	86	279	245
160	90	85	108	80	-	-	1"	M64 x 3	130	203	80	63	198	329	7	75	32	86	279	245
160	110	95	133	100	-	-	1"	M80 x 3	130	203	80	63	198	329	7	75	32	86	279	245
200	90	85	108	80	-	-	1" 1/4	M64 x 3	165	241	100	80	240	401	7	85	32	98	336	299
200	110	95	133	100	-	-	1" 1/4	M80 x 3	165	241	100	80	240	401	7	85	32	98	336	299
200	140	112	163	130	-	-	1" 1/4	M100 x 3	165	241	100	80	240	401	7	85	32	98	336	299



Bağlantı Elemanı / Connection Element

- AMB : Arka Mafsal Bağlantı / Back Joint
- OMB : Ön Mafsal Bağlantı / Rod Joint
- OEB : Orta Ekleme Bağlantı / Middle Joint Connection
- OFB : Ön Flanş Bağlantı / Rear Flange Connection
- AFB : Arka Flanş Bağlantı / Front Flange Connection
- ÖAMB : Ön Arka Mafsal Bağlantı / Front Rear Joint
- AB : Ayak Bağlantı / Base Connection

Sipariş Kodu / Ordering Code

KMT1 50 36 50 AB

Bağl. / Connecting

Strok / Stroke (mm)

Mil / Rod

Çap / Bore Size (mm)

Model Tip / Model Type

Çap / Bore Size (mm)

25-32-40-50-60-80-100-160-200

Mil Çapı / Rod Size (mm)

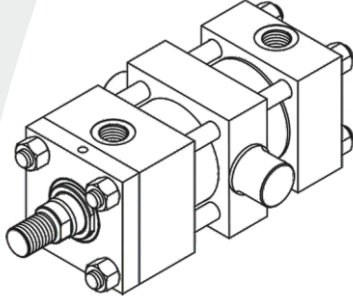
12-18-25-32- etc.

Strok / Stroke (mm)

20 mm - 1500 mm

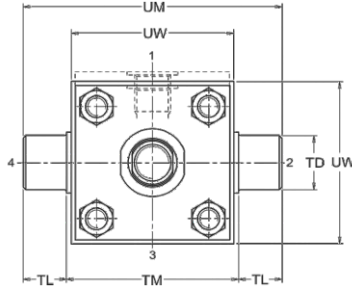
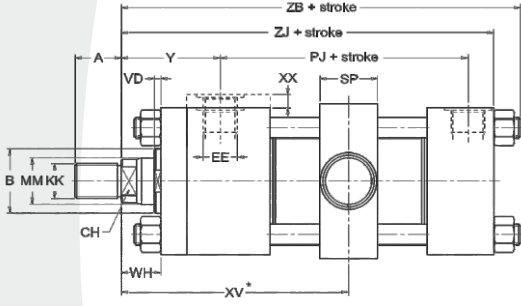
Bağlantı Elemanı / Connection Element

Çap / Bore Ø	MM Ø	A	B Ø	CH	XX	F	EE (BSP)	KK (Metric)	PJ	TC	TD ^B Ø	TL	TT	UT	VD	XJ	WH	Y	ZA	Zk
25	12	14	24	9	5	10	1/4"	M10 x 1,25	54	38	12	10	38	58	6	101	15	50	114	35
25	18	18	30	14	5	10	1/4"	M14 x 1,5	54	38	12	10	38	58	6	101	15	50	114	35
32	14	16	26	11	5	10	1/4"	M12 x 1,25	57	44	16	12	44	68	12	115	25	60	128	36
32	18	18	30	14	5	10	1/4"	M14 x 1,5	57	44	16	12	44	68	6	115	25	60	128	36
32	22	22	34	17	5	10	1/4"	M16 x 1,5	57	44	16	12	44	68	12	115	25	60	128	36
40	18	18	30	14	-	10	3/8"	M14 x 1,5	74	63	20	16	60	95	6	134	25	62	153	45
40	22	22	34	17	-	10	3/8"	M16 x 1,5	74	63	20	16	60	95	12	134	25	62	153	45
40	28	28	42	22	-	10	3/8"	M20 x 1,5	74	63	20	16	60	95	10	134	25	62	153	45
50	22	22	34	17	-	15	1/2"	M16 x 1,5	76	76	25	20	75	116	7	140	26	68	159	45
50	28	28	42	22	-	15	1/2"	M20 x 1,5	76	76	25	20	75	116	7	140	26	68	159	45
50	36	36	50	30	-	15	1/2"	M27 x 2	76	76	25	20	75	116	10	140	26	68	159	45
63	28	28	42	22	-	15	1/2"	M20 x 1,5	80	89	32	25	88	139	7	149	33	71	168	45
63	36	36	50	30	-	15	1/2"	M27 x 2	80	89	32	25	88	139	10	149	33	71	168	45
63	45	45	60	36	-	15	1/2"	M33 x 2	80	89	32	25	88	139	14	149	33	71	168	45
80	36	36	50	30	-	20	3/4"	M27 x 2	93	114	40	32	114	178	5	168	31	77	190	52
80	45	45	60	36	-	20	3/4"	M33 x 2	93	114	40	32	114	178	9	168	31	77	190	52
80	56	56	72	50	-	20	3/4"	M42 x 2	93	114	40	32	114	178	9	168	31	77	190	52
100	45	45	60	36	-	22	3/4"	M33 x 2	101	127	50	40	126	207	7	187	35	82	216	68
100	56	56	72	50	-	22	3/4"	M42 x 2	101	127	50	40	126	207	7	187	35	82	216	68
100	70	63	88	60	-	22	3/4"	M48 x 2	101	127	50	40	126	207	10	187	35	82	216	68
125	56	56	72	50	-	22	1"	M42 x 2	117	165	63	50	164	265	6	209	35	86	246	85
125	70	63	88	60	-	22	1"	M48 x 2	117	165	63	50	164	265	10	209	35	86	246	85
125	90	85	108	75	-	22	1"	M64 x 3	117	165	63	50	164	265	10	209	35	86	246	85
160	70	63	88	60	-	25	1"	M48 x 2	130	203	80	63	198	329	7	230	32	86	277	95
160	90	85	108	80	-	25	1"	M64 x 3	130	203	80	63	198	329	7	230	32	86	277	95
160	110	95	133	100	-	25	1"	M80 x 3	130	203	80	63	198	329	7	230	32	86	277	95
200	90	85	108	80	-	25	1" 1/4	M64 x 3	165	241	100	80	240	401	7	276	32	98	334	115
200	110	95	133	100	-	25	1" 1/4	M80 x 3	165	241	100	80	240	401	7	276	32	98	334	115
200	140	112	163	130	-	25	1" 1/4	M100 x 3	165	241	100	80	240	401	7	276	32	98	334	115



Bağlantı Elemanı / Connection Element

AMB : Arka Mafsıl Bağlantı / Back Joint
OMB : Ön Mafsıl Bağlantı / Rod Joint
OEB : Orta Ekleme Bağlantı / Middle Joint Connection
OFB : Ön Flanş Bağlantı / Rear Flange Connection
AFB : Arka Flanş Bağlantı / Front Flange Connection
ÖAMB : Ön Arka Mafsıl Bağlantı / Front Rear Joint
AB : Ayak Bağlantı / Base Connection



Sipariş Kodu / Ordering Code

KMT1 50 36 50 AB

Bağl. / Connecting

Strok / Stroke (mm)

Mil / Rod

Çap / Bore Size (mm)

Model Tip / Model Type

Çap / Bore Size (mm)

25-32-40-50-60-80-100-160-200

Mil Çapı / Rod Size (mm)

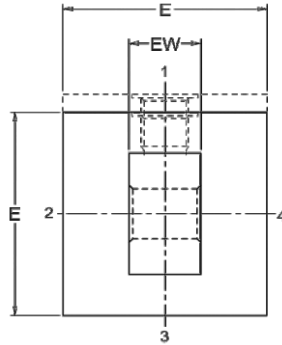
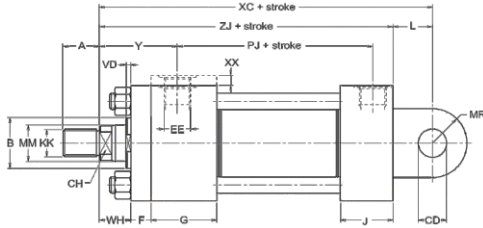
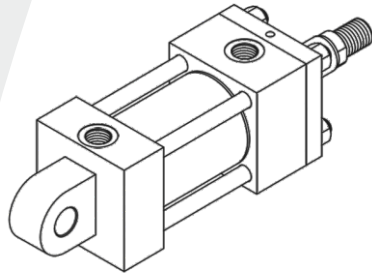
12-18-25-32- etc.

Strok / Stroke (mm)

20 mm - 1500 mm

Bağlantı Elemanı / Connection Element

Çap / Bore Ø	MM Ø	A	B Ø	CH	XX	EE (BSP)	KK (Metric)	PJ	SP	TD Ø	TL	TM	VD	XV Minimum	XV + Stroke Maximum	Y	XJ	WH	ZA	Stroke Minimum
25	12	14	24	9	5	1/4"	M10 x 1,25	54	20	12	10	48	6	80	69	50	101	15	114	11
25	18	18	30	14	5	1/4"	M14 x 1,5	54	20	12	10	48	6	80	69	50	101	15	114	11
32	14	16	26	11	5	1/4"	M12 x 1,25	57	25	16	12	55	12	93	79	60	115	25	128	13
32	18	18	30	14	5	1/4"	M14 x 1,5	57	25	16	12	55	6	93	79	60	115	25	128	13
32	22	22	34	17	5	1/4"	M16 x 1,5	57	25	16	12	55	12	93	79	60	115	25	128	13
40	18	18	30	14	-	3/8"	M14 x 1,5	74	30	20	16	76	6	105	93	62	134	25	153	12
40	22	22	34	17	-	3/8"	M16 x 1,5	74	30	20	16	76	12	105	93	62	134	25	153	12
40	28	28	42	22	-	3/8"	M20 x 1,5	74	30	20	16	76	10	105	93	62	134	25	153	12
50	22	22	34	17	-	1/2"	M16 x 1,5	76	40	25	20	89	7	116	94	68	140	26	159	22
50	28	28	42	22	-	1/2"	M20 x 1,5	76	40	25	20	89	7	116	94	68	140	26	159	22
50	36	36	50	30	-	1/2"	M27 x 2	76	40	25	20	89	10	116	94	68	140	26	159	22
63	28	28	42	22	-	1/2"	M20 x 1,5	80	40	32	25	100	7	123	103	71	149	33	168	20
63	36	36	50	30	-	1/2"	M27 x 2	80	40	32	25	100	10	123	103	71	149	33	168	20
63	45	45	60	36	-	1/2"	M33 x 2	80	40	32	25	100	14	123	103	71	149	33	168	20
80	36	36	50	30	-	3/4"	M27 x 2	93	45	40	32	127	5	139	115	77	168	31	190	23
80	45	45	60	36	-	3/4"	M33 x 2	93	45	40	32	127	9	139	115	77	168	31	190	23
80	56	56	72	50	-	3/4"	M42 x 2	93	45	40	32	127	9	139	115	77	168	31	190	23
100	45	45	60	36	-	3/4"	M33 x 2	101	60	50	40	140	7	156	118	82	187	35	203	38
100	56	56	72	50	-	3/4"	M42 x 2	101	60	50	40	140	7	156	118	82	187	35	203	38
100	70	63	88	60	-	3/4"	M48 x 2	101	60	50	40	140	10	156	118	82	187	35	203	38
125	56	56	72	50	-	1"	M42 x 2	117	70	63	50	178	6	170	126	86	209	35	232	44
125	70	63	88	60	-	1"	M48 x 2	117	70	63	50	178	10	170	126	86	209	35	232	44
125	90	85	108	75	-	1"	M64 x 3	117	70	63	50	178	10	170	126	86	209	35	232	44
160	70	63	88	60	-	1"	M48 x 2	130	90	80	63	215	7	188	137	86	230	32	245	91
160	90	85	108	80	-	1"	M64 x 3	130	90	80	63	215	7	188	137	86	230	32	245	91
160	110	95	133	100	-	1"	M80 x 3	130	90	80	63	215	7	188	137	86	230	32	245	91
200	90	85	108	80	-	1" 1/4	M64 x 3	165	100	100	80	279	7	215	164	98	276	32	299	51
200	110	95	133	100	-	1" 1/4	M80 x 3	165	100	100	80	279	7	215	164	98	276	32	299	51
200	140	112	163	130	-	1" 1/4	M100 x 3	165	100	100	80	279	7	215	164	98	276	32	299	51



Sipariş Kodu / Ordering Code

KME00 50 180 S

Manyetik / Magnet

Strok / Stroke (mm)

Çap / Bore Size (mm)

Model / Model

Çap / Bore Size (mm)

25-32-40-50-60-80-100-160-200

Strok / Stroke (mm)

12-14-22-28-36-45-56-70-90-110-140

Çap / Bore Ø	MM Ø	A	B Ø	CH	XX	E	EE (BSP)	F	G	J	KK (Metric)	CD ^{H9} Ø	EW	L	MR _{Max}	PJ	VD	XJ	WH	Y	XC	ZJ
25	12	14	24	9	5	40	1/4"	10	45	35	M10 x 1,25	20	12	10	48	54	6	101	15	50	114	114
25	18	18	30	14	5	40	1/4"	10	45	35	M14 x 1,5	20	12	10	48	54	6	101	15	50	114	114
32	14	16	26	11	5	45	1/4"	10	45	36	M12 x 1,25	25	16	12	55	57	12	115	25	60	128	128
32	18	18	30	14	5	45	1/4"	10	45	36	M14 x 1,5	25	16	12	55	57	6	115	25	60	128	128
32	22	22	34	17	5	45	1/4"	10	45	36	M16 x 1,5	25	16	12	55	57	12	115	25	60	128	128
40	18	18	30	14	-	60	3/8"	10	55	45	M14 x 1,5	30	20	16	76	74	6	134	25	62	153	153
40	22	22	34	17	-	60	3/8"	10	55	45	M16 x 1,5	30	20	16	76	74	12	134	25	62	153	153
40	28	28	42	22	-	60	3/8"	10	55	45	M20 x 1,5	30	20	16	76	74	10	134	25	62	153	153
50	22	22	34	17	-	75	1/2"	15	55	45	M16 x 1,5	40	25	20	89	76	7	140	26	68	159	159
50	28	28	42	22	-	75	1/2"	15	55	45	M20 x 1,5	40	25	20	89	76	7	140	26	68	159	159
50	36	36	50	30	-	75	1/2"	15	55	45	M27 x 2	40	25	20	89	76	10	140	26	68	159	159
63	28	28	42	22	-	90	1/2"	15	55	45	M20 x 1,5	40	32	25	100	80	7	149	33	71	168	168
63	36	36	50	30	-	90	1/2"	15	55	45	M27 x 2	40	32	25	100	80	10	149	33	71	168	168
63	45	45	60	36	-	90	1/2"	15	55	45	M33 x 2	40	32	25	100	80	14	149	33	71	168	168
80	36	36	50	30	-	114	3/4"	20	65	52	M27 x 2	45	40	32	127	93	5	168	31	77	190	190
80	45	45	60	36	-	114	3/4"	20	65	52	M33 x 2	45	40	32	127	93	9	168	31	77	190	190
80	56	56	72	50	-	114	3/4"	20	65	52	M42 x 2	45	40	32	127	93	9	168	31	77	190	190
100	45	45	60	36	-	126	3/4"	22	69	55	M33 x 2	60	50	40	140	101	7	187	35	82	203	203
100	56	56	72	50	-	126	3/4"	22	69	55	M42 x 2	60	50	40	140	101	7	187	35	82	203	203
100	70	63	88	60	-	126	3/4"	22	69	55	M48 x 2	60	50	40	140	101	10	187	35	82	203	203
125	56	56	72	50	-	164	1"	22	78	71	M42 x 2	70	63	50	178	117	6	209	35	86	232	232
125	70	63	88	60	-	164	1"	22	78	71	M48 x 2	70	63	50	178	117	10	209	35	86	232	232
125	90	85	108	75	-	164	1"	22	78	71	M64 x 3	70	63	50	178	117	10	209	35	86	232	232
160	70	63	88	60	-	198	1"	25	86	63	M48 x 2	90	80	63	215	130	7	230	32	86	245	245
160	90	85	108	80	-	198	1"	25	86	63	M64 x 3	90	80	63	215	130	7	230	32	86	245	245
160	110	95	133	100	-	198	1"	25	86	63	M80 x 3	90	80	63	215	130	7	230	32	86	245	245
200	90	85	108	80	-	240	1" 1/4	25	103	80	M64 x 3	100	100	80	279	165	7	276	32	98	299	299
200	110	95	133	100	-	240	1" 1/4	25	103	80	M80 x 3	100	100	80	279	165	7	276	32	98	299	299
200	140	112	163	130	-	240	1" 1/4	25	103	80	M100 x 3	100	100	80	279	165	7	276	32	98	299	299

Sipariş Kodu / Ordering Code

KME1 50 36 50 AB

Bağl. / Connecting

Strok / Stroke (mm)

Mil / Rod

Çap / Bore Size (mm)

Model Tip / Model Type

Çap / Bore Size (mm)

25-32-40-50-60-80-100-160-200

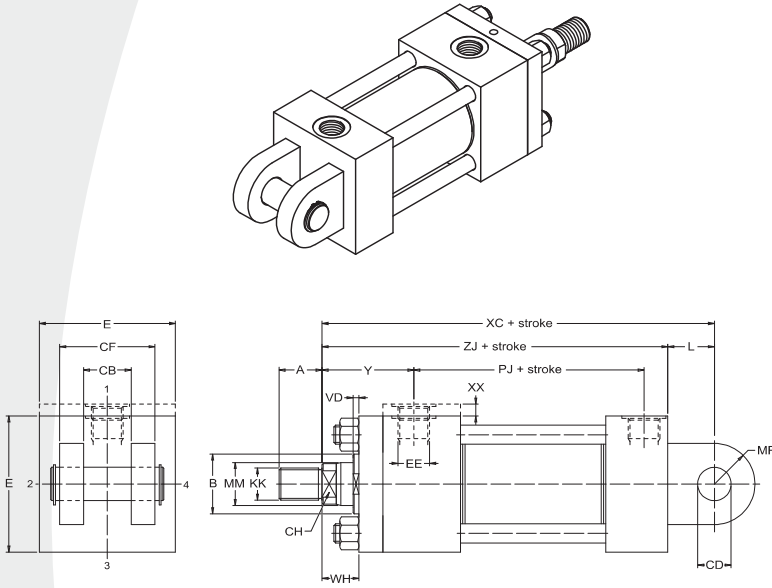
Mil Çapı / Rod Size (mm)

12-18-25-32- etc.

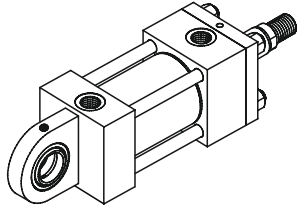
Strok / Stroke (mm)

20 mm - 1500 mm

Bağlantı Elemanı / Connection Element



Bore Ø	MM Ø	A	B ^B Ø	CH	XX	EE (BSP)	KK (Metric)	CB	CD ^{H9} Ø	CF	E	L	MR _{max}	PJ	VD	WH	Y	XC	ZJ
25	12	14	24	9	5	1/4"	M10 x 1,25	12	10	24	40	13	12	54	6	15	50	127	114
25	18	18	30	14	5	1/4"	M14 x 1,5	12	10	24	40	13	12	54	6	15	50	127	114
32	14	16	26	11	5	1/4"	M12 x 1,25	16	12	32	45	19	17	57	12	25	60	147	128
32	18	18	30	14	5	1/4"	M14 x 1,5	16	12	32	45	19	17	57	6	25	60	147	128
32	22	22	34	17	5	1/4"	M16 x 1,5	16	12	32	45	19	17	57	12	25	60	147	128
40	18	18	30	14	-	3/8"	M14 x 1,5	20	14	40	60	19	17	74	6	25	62	172	153
40	22	22	34	17	-	3/8"	M16 x 1,5	20	14	40	60	19	17	74	12	25	62	172	153
40	28	28	42	22	-	3/8"	M20 x 1,5	20	14	40	60	19	17	74	6	25	62	172	153
50	22	22	34	17	-	1/2"	M16 x 1,5	30	20	60	75	32	29	76	7	26	68	191	159
50	28	28	42	22	-	1/2"	M20 x 1,5	30	20	60	75	32	29	76	7	26	68	191	159
50	36	36	50	30	-	1/2"	M27 x 2	30	20	60	75	32	29	76	10	26	68	191	159
63	28	28	42	22	-	1/2"	M20 x 1,5	30	20	60	90	32	29	80	7	33	71	200	168
63	36	36	50	30	-	1/2"	M27 x 2	30	20	60	90	32	29	80	10	33	71	200	168
63	45	45	60	36	-	1/2"	M33 x 2	30	20	60	90	32	29	80	14	33	71	200	168
80	36	36	50	30	-	3/4"	M27 x 2	40	28	80	114	39	34	93	5	31	77	229	190
80	45	45	60	36	-	3/4"	M33 x 2	40	28	80	114	39	34	93	9	77	77	229	190
80	56	56	72	50	-	3/4"	M42 x 2	40	28	80	114	39	34	93	9	77	77	229	190
100	45	45	60	36	-	3/4"	M33 x 2	50	36	100	126	54	50	101	7	35	82	257	203
100	56	56	72	50	-	3/4"	M42 x 2	50	36	100	126	54	50	101	7	35	82	257	203
100	70	63	88	60	-	3/4"	M48 x 2	50	36	100	126	54	50	101	10	35	82	257	203
125	56	56	72	50	-	1"	M42 x 2	60	45	120	164	57	53	117	6	35	86	289	232
125	70	63	88	60	-	1"	M48 x 2	60	45	120	164	57	53	117	10	35	86	289	232
125	90	85	108	75	-	1"	M64 x 3	60	45	120	164	57	53	117	10	35	86	289	232
160	70	63	88	60	-	1"	M48 x 2	76	56	140	198	63	59	130	7	32	86	308	245
160	90	85	108	80	-	1"	M64 x 3	76	56	140	198	63	59	130	7	32	86	308	245
160	110	95	133	100	-	1"	M80 x 3	76	56	140	198	63	59	130	7	32	86	308	245
200	90	85	108	80	-	1" 1/4	M64 x 3	80	70	160	240	82	78	165	7	32	98	98	98
200	110	95	133	100	-	1" 1/4	M80 x 3	80	70	160	240	82	78	165	7	32	98	98	98
200	140	112	163	130	-	1" 1/4	M100 x 3	80	70	160	240	82	78	165	7	32	98	98	98



Sipariş Kodu / Ordering Code

KME2 50 36 50 AB

Bağl. / Connecting

Strok / Stroke (mm)

Mil / Rod

Çap / Bore Size (mm)

Model Tip / Model Type

Çap / Bore Size (mm)

25-32-40-50-60-80-100-160-200

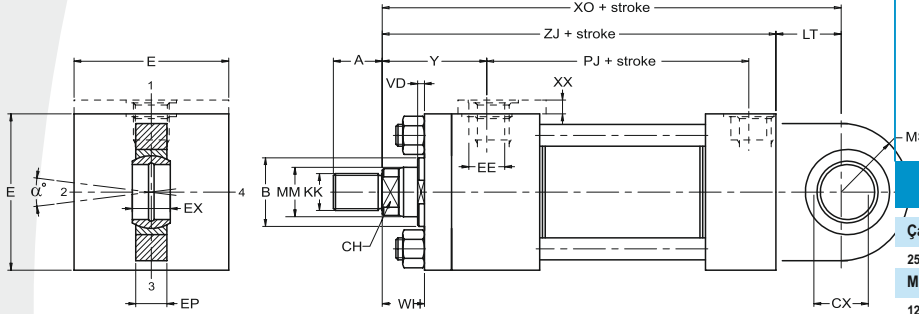
Mil Çapı / Rod Size (mm)

12-18-25-32- etc.

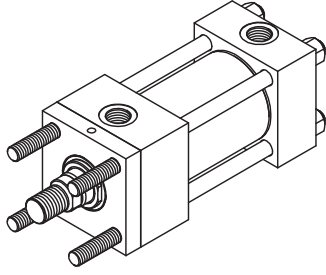
Strok / Stroke (mm)

20 mm - 1500 mm

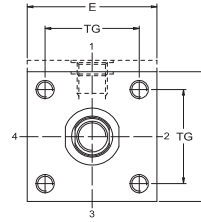
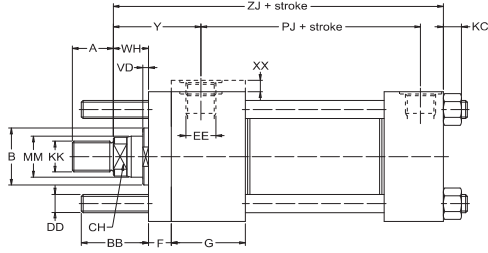
Bağlantı Elemanı / Connection Element



Bore Ø	MM Ø	A	B ^B Ø	CH	XX	E	EE (BSP)	KK (Metric)	CX ^{H7} Ø	EP	EX	LT	MS _{Max}	PJ	VD	X0	WH	Y	ZJ	α°
25	12	14	24	9	5	40	1/4"	M10 x 1,25	12	8	10	16	20	54	6	130	15	50	114	11
25	18	18	30	14	5	40	1/4"	M14 x 1,5	12	8	10	16	20	54	6	130	15	50	114	11
32	14	16	26	11	5	45	1/4"	M12 x 1,25	16	11	14	20	22	57	12	148	25	60	128	10
32	18	18	30	14	5	45	1/4"	M14 x 1,5	16	11	14	20	22	57	6	148	25	60	128	10
32	22	22	34	17	5	45	1/4"	M16 x 1,5	16	11	14	20	22	57	12	148	25	60	128	10
40	18	18	30	14	-	60	3/8"	M14 x 1,5	20	13	16	25	76	74	6	134	25	62	153	9
40	22	22	34	17	-	60	3/8"	M16 x 1,5	30	13	16	25	76	74	6	134	25	62	153	9
40	28	28	42	22	-	60	3/8"	M20 x 1,5	30	13	16	25	76	74	6	134	25	62	153	9
50	22	22	34	17	-	75	1/2"	M16 x 1,5	25	17	20	31	33	76	7	190	26	68	159	7
50	28	28	42	22	-	75	1/2"	M20 x 1,5	25	17	20	31	33	76	7	190	26	68	159	7
50	36	36	50	30	-	75	1/2"	M27 x 2	25	17	20	31	33	76	10	190	26	68	159	7
63	28	28	42	22	-	90	1/2"	M20 x 1,5	30	19	22	38	40	80	7	149	33	71	168	6
63	36	36	50	30	-	90	1/2"	M27 x 2	30	19	22	38	40	80	10	149	33	71	168	6
63	45	45	60	36	-	90	1/2"	M33 x 2	30	19	22	38	40	80	14	206	33	71	168	6
80	36	36	50	30	-	114	3/4"	M27 x 2	40	23	28	48	50	93	5	238	31	77	190	7
80	45	45	60	36	-	114	3/4"	M33 x 2	40	23	28	48	50	93	9	238	31	77	190	7
80	56	56	72	50	-	114	3/4"	M42 x 2	40	23	28	48	50	93	9	238	31	77	190	7
100	45	45	60	36	-	126	3/4"	M33 x 2	50	30	35	58	62	101	7	261	35	82	190	6
100	56	56	72	50	-	126	3/4"	M42 x 2	50	30	35	58	62	101	7	261	35	82	203	6
100	70	63	88	60	-	126	3/4"	M48 x 2	50	30	35	58	62	101	10	261	35	82	203	6
125	56	56	72	50	-	164	1"	M42 x 2	60	38	44	72	80	117	6	304	35	86	232	6
125	70	63	88	60	-	164	1"	M48 x 2	60	38	44	72	80	117	10	304	35	86	232	6
125	90	85	108	75	-	164	1"	M64 x 3	60	38	44	72	80	117	10	304	35	86	232	6
160	70	63	88	60	-	198	1"	M48 x 2	80	47	55	92	100	130	7	337	32	86	245	6
160	90	85	108	80	-	198	1"	M64 x 3	80	47	55	92	100	130	7	337	32	86	245	6
160	110	95	133	100	-	198	1"	M80 x 3	80	47	55	92	100	130	7	337	32	86	245	6
200	90	85	108	80	-	240	1" 1/4	M64 x 3	100	57	70	116	120	165	7	415	32	98	299	6
200	110	95	133	100	-	240	1" 1/4	M80 x 3	100	57	70	116	120	165	7	415	32	98	299	6
200	140	112	163	130	-	240	1" 1/4	M100 x 3	100	57	70	116	120	165	7	415	32	98	299	6



Extended front tie rods



Sipariş Kodu / Ordering Code

KHO 50 36 50 AB

Bağl. / Connecting

Strok / Stroke (mm)

Mil / Rod

Çap / Bore Size (mm)

Model Tip / Model Type

Çap / Bore Size (mm)

25-32-40-50-60-80-100-160-200

Mil Çapı / Rod Size (mm)

12-18-25-32- etc.

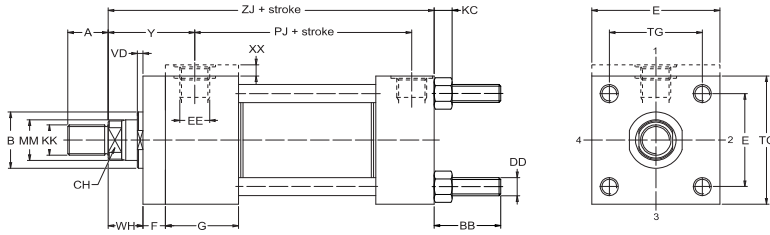
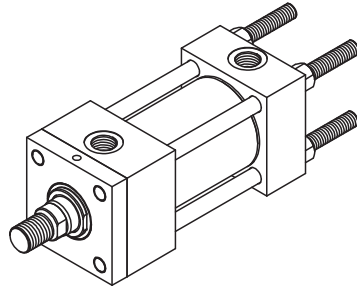
Strok / Stroke (mm)

20 mm - 1500 mm

Bağlantı Elemanı / Connection Element

Bore Ø	MM Ø	A	B Ø	CH	XX	EE (BSP)	KK (Metric)	BB	DD (Metric)	E	F	G	WH	KC	PJ	TG	VD	Y	ZJ
25	12	14	24	9	5	1/4"	M10 x 1,25	19	M5x0,8	40	10	45	15	5	54	28,3	6	50	114
25	18	18	30	14	5	1/4"	M14 x 1,5	19	M5x0,8	40	10	45	15	5	54	28,3	6	50	114
32	14	16	26	11	5	1/4"	M12 x 1,25	24	M6x1	45	10	45	25	6	57	33,2	12	60	128
32	18	18	30	14	5	1/4"	M14 x 1,5	24	M6x1	45	10	45	25	6	57	33,2	6	60	128
32	22	22	34	17	5	1/4"	M16 x 1,5	24	M6x1	45	10	45	25	6	57	33,2	12	60	128
40	18	18	30	14	-	3/8"	M14 x 1,5	35	M8x1	60	10	55	25	8	74	41,7	6	62	153
40	22	22	34	17	-	3/8"	M16 x 1,5	35	M8x1	60	10	55	25	8	74	41,7	12	62	153
40	28	28	42	22	-	3/8"	M20 x 1,5	35	M8x1	60	10	55	25	8	74	41,7	10	62	153
50	22	22	34	17	-	1/2"	M16 x 1,5	46	M12x1,25	75	15	55	26	12	76	52,3	7	68	159
50	28	28	42	22	-	1/2"	M20 x 1,5	46	M12x1,25	75	15	55	26	12	76	52,3	7	68	159
50	36	36	50	30	-	1/2"	M27 x 2	46	M12x1,25	75	15	55	26	12	76	52,3	10	68	159
63	28	28	42	22	-	1/2"	M20 x 1,5	46	M12x1,25	90	15	55	33	12	80	64,3	7	71	168
63	36	36	50	30	-	1/2"	M27 x 2	46	M12x1,25	90	15	55	33	12	80	64,3	10	71	168
63	45	45	60	36	-	1/2"	M33 x 2	46	M12x1,25	90	15	55	33	12	80	64,3	14	71	168
80	36	36	50	30	-	3/4"	M27 x 2	59	M16x1,5	114	20	65	31	16	93	82,7	5	77	190
80	45	45	60	36	-	3/4"	M33 x 2	59	M16x1,5	114	20	65	31	16	93	82,7	9	77	190
80	56	56	72	50	-	3/4"	M42 x 2	59	M16x1,5	114	20	65	31	16	93	82,7	9	77	190
100	45	45	60	36	-	3/4"	M33 x 2	59	M16x1,5	126	22	69	35	16	101	96,9	7	82	203
100	56	56	72	50	-	3/4"	M42 x 2	59	M16x1,5	126	22	69	35	16	101	96,9	7	82	203
100	70	63	88	60	-	3/4"	M48 x 2	59	M16x1,5	126	22	69	35	16	101	96,9	10	82	203
125	56	56	72	50	-	1"	M42 x 2	81	M22x1,5	164	22	78	35	22	117	125,9	6	86	232
125	70	63	88	60	-	1"	M48 x 2	81	M22x1,5	164	22	78	35	22	117	125,9	10	86	232
125	90	85	108	75	-	1"	M64 x 3	81	M22x1,5	164	22	78	35	22	117	125,9	10	86	232
160	70	63	88	60	-	1"	M48 x 2	92	M27x2	198	25	86	32	27	130	154,9	7	86	245
160	90	85	108	80	-	1"	M64 x 3	92	M27x2	198	25	86	32	27	130	154,9	7	86	245
160	110	95	133	100	-	1"	M80 x 3	92	M27x2	198	25	86	32	27	130	154,9	7	86	245
200	90	85	108	80	-	1" 1/4	M64 x 3	115	M30x2	240	25	103	32	30	165	190,2	7	98	299
200	110	95	133	100	-	1" 1/4	M80 x 3	115	M30x2	240	25	103	32	30	165	190,2	7	98	299
200	140	112	163	130	-	1" 1/4	M100 x 3	115	M30x2	240	25	103	32	30	165	190,2	7	98	299

Extended rear tie rods



Sipariş Kodu / Ordering Code

KHA 50 36 50 AB

Bağl. / Connecting

Strok / Stroke (mm)

Mil / Rod

Çap / Bore Size (mm)

Model Tip / Model Type

Çap / Bore Size (mm)

25-32-40-50-60-80-100-160-200

Mil Çapı / Rod Size (mm)

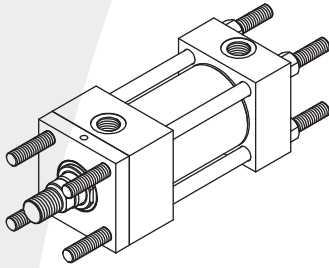
12-18-25-32- etc.

Strok / Stroke (mm)

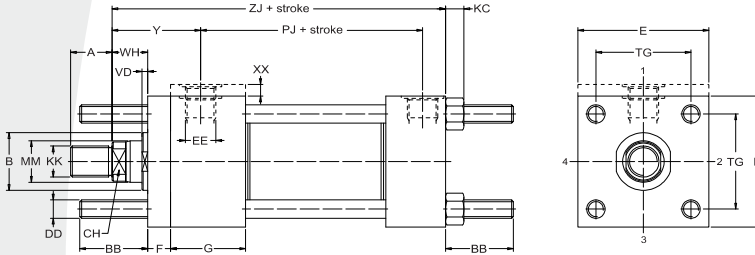
20 mm - 1500 mm

Bağlantı Elemanı / Connection Element

Bore Ø	MM Ø	A	B ^Ø	CH	XX	EE (BSP)	KK (Metric)	BB	DD (Metric)	E	F	G	WH	KC	PJ	TG	VD	Y	ZJ
25	12	14	24	9	5	1/4"	M10 x 1,25	19	M5x0,8	40	10	45	15	5	54	28,3	6	50	114
25	18	18	30	14	5	1/4"	M14 x 1,5	19	M5x0,8	40	10	45	15	5	54	28,3	6	50	114
32	14	16	26	11	5	1/4"	M12 x 1,25	24	M6x1	45	10	45	25	6	57	33,2	12	60	128
32	18	18	30	14	5	1/4"	M14 x 1,5	24	M6x1	45	10	45	25	6	57	33,2	6	60	128
32	22	22	34	17	5	1/4"	M16 x 1,5	24	M6x1	45	10	45	25	6	57	33,2	12	60	128
40	18	18	30	14	-	3/8"	M14 x 1,5	35	M8x1	60	10	55	25	8	74	41,7	6	62	153
40	22	22	34	17	-	3/8"	M16 x 1,5	35	M8x1	60	10	55	25	8	74	41,7	12	62	153
40	28	28	42	22	-	3/8"	M20 x 1,5	35	M8x1	60	10	55	25	8	74	41,7	10	62	153
50	22	22	34	17	-	1/2"	M16 x 1,5	46	M12x1,25	75	15	55	26	12	76	52,3	7	68	159
50	28	28	42	22	-	1/2"	M20 x 1,5	46	M12x1,25	75	15	55	26	12	76	52,3	7	68	159
50	36	36	50	30	-	1/2"	M27 x 2	46	M12x1,25	75	15	55	26	12	76	52,3	10	68	159
63	28	28	42	22	-	1/2"	M20 x 1,5	46	M12x1,25	90	15	55	33	12	80	64,3	7	71	168
63	36	36	50	30	-	1/2"	M27 x 2	46	M12x1,25	90	15	55	33	12	80	64,3	10	71	168
63	45	45	60	36	-	1/2"	M33 x 2	46	M12x1,25	90	15	55	33	12	80	64,3	14	71	168
80	36	36	50	30	-	3/4"	M27 x 2	59	M16x1,5	114	20	65	31	16	93	82,7	5	77	190
80	45	45	60	36	-	3/4"	M33 x 2	59	M16x1,5	114	20	65	31	16	93	82,7	9	77	190
80	56	56	72	50	-	3/4"	M42 x 2	59	M16x1,5	114	20	65	31	16	93	82,7	9	77	190
100	45	45	60	36	-	3/4"	M33 x 2	59	M16x1,5	126	22	69	35	16	101	96,9	7	82	203
100	56	56	72	50	-	3/4"	M42 x 2	59	M16x1,5	126	22	69	35	16	101	96,9	7	82	203
100	70	63	88	60	-	3/4"	M48 x 2	59	M16x1,5	126	22	69	35	16	101	96,9	10	82	203
125	56	56	72	50	-	1"	M42 x 2	81	M22x1,5	164	22	78	35	22	117	125,9	6	86	232
125	70	63	88	60	-	1"	M48 x 2	81	M22x1,5	164	22	78	35	22	117	125,9	10	86	232
125	90	85	108	75	-	1"	M64 x 3	81	M22x1,5	164	22	78	35	22	117	125,9	10	86	232
160	70	63	88	60	-	1"	M48 x 2	92	M27x2	198	25	86	32	27	130	154,9	7	86	245
160	90	85	108	80	-	1"	M64 x 3	92	M27x2	198	25	86	32	27	130	154,9	7	86	245
160	110	95	133	100	-	1"	M80 x 3	92	M27x2	198	25	86	32	27	130	154,9	7	86	245
200	90	85	108	80	-	1" 1/4	M64 x 3	115	M30x2	240	25	103	32	30	165	190,2	7	98	299
200	110	95	133	100	-	1" 1/4	M80 x 3	115	M30x2	240	25	103	32	30	165	190,2	7	98	299
200	140	112	163	130	-	1" 1/4	M100 x 3	115	M30x2	240	25	103	32	30	165	190,2	7	98	299



Tie rods extended on both ends

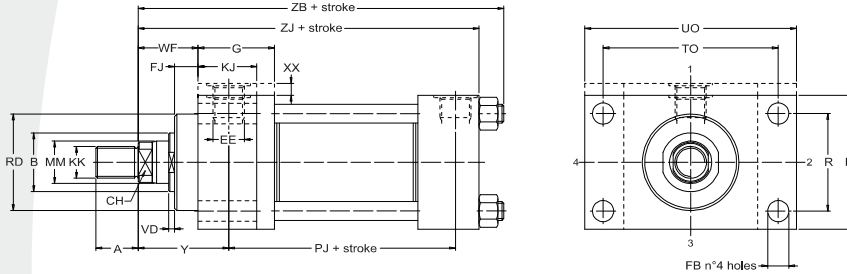
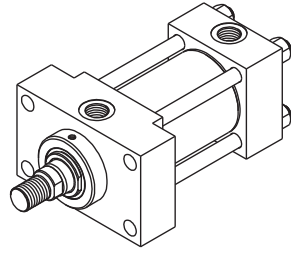


Sipariş Kodu / Ordering Code

KHOA 50 36 50 AB

Bağl. / Connecting
Strok / Stroke (mm)
Mil / Rod
Çap / Bore Size (mm)
Model Tip / Model Type
Çap / Bore Size (mm)
25-32-40-50-60-80-100-160-200
Mil Çapı / Rod Size (mm)
12-18-25-32- etc.
Strok / Stroke (mm)
20 mm - 1500 mm
Bağlantı Elemanı / Connection Element

Bore Ø	MM Ø	A	B Ø	CH	XX	EE (BSP)	KK (Metric)	BB	DD (Metric)	E	F	G	WH	KC	PJ	TG	VD	Y	ZJ
25	12	14	24	9	5	1/4"	M10 x 1,25	19	M5x0,8	40	10	45	15	5	54	28,3	6	50	114
25	18	18	30	14	5	1/4"	M14 x 1,5	19	M5x0,8	40	10	45	15	5	54	28,3	6	50	114
32	14	16	26	11	5	1/4"	M12 x 1,25	24	M6x1	45	10	45	25	6	57	33,2	12	60	128
32	18	18	30	14	5	1/4"	M14 x 1,5	24	M6x1	45	10	45	25	6	57	33,2	6	60	128
32	22	22	34	17	5	1/4"	M16 x 1,5	24	M6x1	45	10	45	25	6	57	33,2	12	60	128
40	18	18	30	14	-	3/8"	M14 x 1,5	35	M8x1	60	10	55	25	8	74	41,7	6	62	153
40	22	22	34	17	-	3/8"	M16 x 1,5	35	M8x1	60	10	55	25	8	74	41,7	12	62	153
40	28	28	42	22	-	3/8"	M20 x 1,5	35	M8x1	60	10	55	25	8	74	41,7	10	62	153
50	22	22	34	17	-	1/2"	M16 x 1,5	46	M12x1,25	75	15	55	26	12	76	52,3	7	68	159
50	28	28	42	22	-	1/2"	M20 x 1,5	46	M12x1,25	75	15	55	26	12	76	52,3	7	68	159
50	36	36	50	30	-	1/2"	M27 x 2	46	M12x1,25	75	15	55	26	12	76	52,3	10	68	159
63	28	28	42	22	-	1/2"	M20 x 1,5	46	M12x1,25	90	15	55	33	12	80	64,3	7	71	168
63	36	36	50	30	-	1/2"	M27 x 2	46	M12x1,25	90	15	55	33	12	80	64,3	10	71	168
63	45	45	60	36	-	1/2"	M33 x 2	46	M12x1,25	90	15	55	33	12	80	64,3	14	71	168
80	36	36	50	30	-	3/4"	M27 x 2	59	M16x1,5	114	20	65	31	16	93	82,7	5	77	190
80	45	45	60	36	-	3/4"	M33 x 2	59	M16x1,5	114	20	65	31	16	93	82,7	9	77	190
80	56	56	72	50	-	3/4"	M42 x 2	59	M16x1,5	114	20	65	31	16	93	82,7	9	77	190
100	45	45	60	36	-	3/4"	M33 x 2	59	M16x1,5	126	22	69	35	16	101	96,9	7	82	203
100	56	56	72	50	-	3/4"	M42 x 2	59	M16x1,5	126	22	69	35	16	101	96,9	7	82	203
100	70	63	88	60	-	3/4"	M48 x 2	59	M16x1,5	126	22	69	35	16	101	96,9	10	82	203
125	56	56	72	50	-	1"	M42 x 2	81	M22x1,5	164	22	78	35	22	117	125,9	6	86	232
125	70	63	88	60	-	1"	M48 x 2	81	M22x1,5	164	22	78	35	22	117	125,9	10	86	232
125	90	85	108	75	-	1"	M64 x 3	81	M22x1,5	164	22	78	35	22	117	125,9	10	86	232
160	70	63	88	60	-	1"	M48 x 2	92	M27x2	198	25	86	32	27	130	154,9	7	86	245
160	90	85	108	80	-	1"	M64 x 3	92	M27x2	198	25	86	32	27	130	154,9	7	86	245
160	110	95	133	100	-	1"	M80 x 3	92	M27x2	198	25	86	32	27	130	154,9	7	86	245
200	90	85	108	80	-	1" 1/4	M64 x 3	115	M30x2	240	25	103	32	30	165	190,2	7	98	299
200	110	95	133	100	-	1" 1/4	M80 x 3	115	M30x2	240	25	103	32	30	165	190,2	7	98	299
200	140	112	163	130	-	1" 1/4	M100 x 3	115	M30x2	240	25	103	32	30	165	190,2	7	98	299



Sipariş Kodu / Ordering Code

KMF1 50 36 50 AB

Bağl. / Connecting

Strok / Stroke (mm)

Mil / Rod

Çap / Bore Size (mm)

Model Tip / Model Type

Çap / Bore Size (mm)

25-32-40-50-60-80-100-160-200

Mil Çapı / Rod Size (mm)

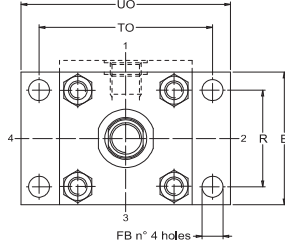
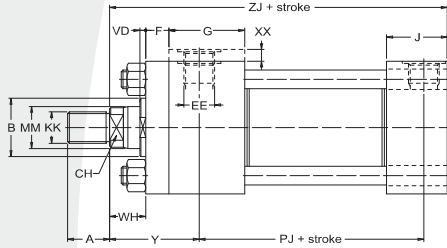
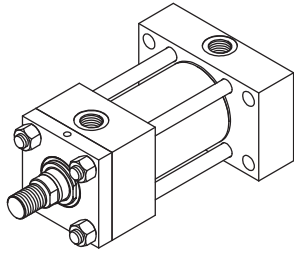
12-18-25-32- etc.

Strok / Stroke (mm)

20 mm - 1500 mm

Bağlantı Elemanı / Connection Element

Bore Ø	MM Ø	A	B ^Ø	CH	XX	E	EE (BSP)	KK (Metric)	G	FB	FJ	KJ	PJ	RD ^Ø	R	TO	UO _{max}	VD	WF	Y	ZB _{max}	ZJ
25	12	14	24	9	5	40	1/4"	M10 x 1,25	45	5,5	10	35	54	38	27	51	64	6	25	50	121	114
25	18	18	30	14	5	40	1/4"	M14 x 1,5	45	5,5	10	35	54	38	27	51	64	6	25	50	121	114
32	14	16	26	11	5	45	1/4"	M12 x 1,25	45	6,6	10	36	57	42	33	58	70	12	35	60	137	128
32	18	18	30	14	5	45	1/4"	M14 x 1,5	45	6,6	10	36	57	42	33	58	70	6	35	60	137	128
32	22	22	34	17	5	45	1/4"	M16 x 1,5	45	6,6	10	36	57	42	33	58	70	12	35	60	137	128
40	18	18	30	14	-	60	3/8"	M14 x 1,5	55	11	10	45	74	62	41	87	110	6	35	62	166	153
40	22	22	34	17	-	60	3/8"	M16 x 1,5	55	11	10	45	74	62	41	87	110	12	35	62	166	153
40	28	28	42	22	-	60	3/8"	M20 x 1,5	55	11	10	45	74	62	41	87	110	10	35	62	166	153
50	22	22	34	17	-	75	1/2"	M16 x 1,5	55	14	16	45	76	74	52	105	130	7	41	68	176	159
50	28	28	42	22	-	75	1/2"	M20 x 1,5	55	14	16	45	76	74	52	105	130	7	41	68	176	159
50	36	36	50	30	-	75	1/2"	M27 x 2	55	14	16	45	76	74	52	105	130	10	41	68	176	159
63	28	28	42	22	-	90	1/2"	M20 x 1,5	55	14	16	45	80	75	65	117	142	7	48	71	185	168
63	36	36	50	30	-	90	1/2"	M27 x 2	55	14	16	45	80	88	65	117	142	10	48	71	185	168
63	45	45	60	36	-	90	1/2"	M33 x 2	55	14	16	45	80	88	65	117	142	14	48	71	185	168
80	36	36	50	30	-	114	3/4"	M27 x 2	65	18	20	50	93	82	83	149	180	5	51	77	212	190
80	45	45	60	36	-	114	3/4"	M33 x 2	65	18	20	50	93	105	83	149	180	9	51	77	212	190
80	56	56	72	50	-	114	3/4"	M42 x 2	65	18	20	50	93	105	83	149	180	9	51	77	212	190
100	45	45	60	36	-	126	3/4"	M33 x 2	69	18	22	50	101	92	97	162	200	7	57	82	225	203
100	56	56	72	50	-	126	3/4"	M42 x 2	69	18	22	50	101	125	97	162	200	7	57	82	225	203
100	70	63	88	60	-	126	3/4"	M48 x 2	69	18	22	50	101	125	97	162	200	10	57	82	225	203
125	56	56	72	50	-	164	1"	M42 x 2	78	22	22	55	117	105	126	208	240	6	67	86	260	232
125	70	63	88	60	-	164	1"	M48 x 2	78	22	22	55	117	150	126	208	240	10	57	86	260	232
125	90	85	108	75	-	164	1"	M64 x 3	78	22	22	55	117	150	126	208	240	10	57	86	260	232
160	70	63	88	60	-	198	1"	M48 x 2	86	26	25	63	130	125	155	253	300	7	57	86	279	245
160	90	85	108	80	-	198	1"	M64 x 3	86	26	25	63	130	170	155	253	300	7	57	86	279	245
160	110	95	133	100	-	198	1"	M80 x 3	86	26	25	63	130	170	155	253	300	7	57	86	279	245
200	90	85	108	80	-	240	1" 1/4	M64 x 3	103	33	25	80	165	150	190	300	350	7	57	98	336	299
200	110	95	133	100	-	240	1" 1/4	M80 x 3	103	33	25	80	165	210	190	300	350	7	57	98	336	299
200	140	112	163	130	-	240	1" 1/4	M100 x 3	103	33	25	80	165	210	190	300	350	7	57	98	336	299



Sipariş Kodu / Ordering Code

KMF2 50 36 50 AB

Bağl. / Connecting

Strok / Stroke (mm)

Mil / Rod

Çap / Bore Size (mm)

Model Tip / Model Type

Çap / Bore Size (mm)

25-32-40-50-60-80-100-160-200

Mil Çapı / Rod Size (mm)

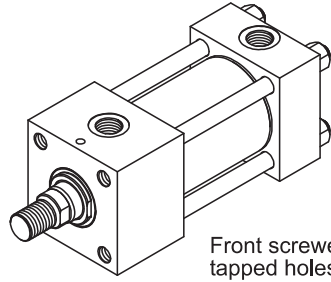
12-18-25-32- etc.

Strok / Stroke (mm)

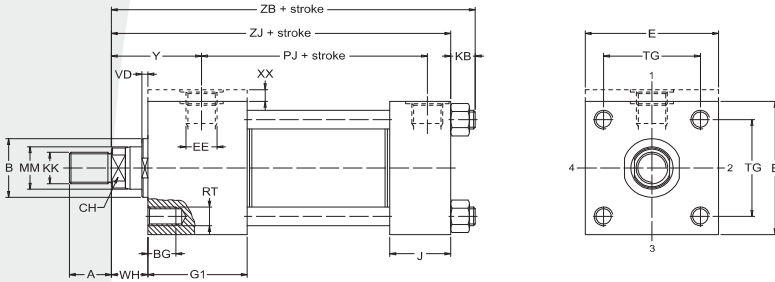
20 mm - 1500 mm

Bağlantı Elemanı / Connection Element

Bore Ø	MM Ø	A	B ¹⁸ Ø	CH	XX	E	EE (BSP)	F	FB	G	J	KK (Metric)	PJ	R	TO	UO _{max}	VD	WH	Y	ZJ _{max}
25	12	14	24	9	5	40	1/4"	10	5,5	45	35	M10 x 1,25	54	27	51	64	6	15	50	114
25	18	18	30	14	5	40	1/4"	10	5,5	45	35	M14 x 1,5	54	27	51	64	6	15	50	114
32	14	16	26	11	5	45	1/4"	10	6,6	45	36	M12 x 1,25	57	33	58	70	12	25	60	128
32	18	18	30	14	5	45	1/4"	10	6,6	45	36	M14 x 1,5	57	33	58	70	6	25	60	128
32	22	22	34	17	5	45	1/4"	10	6,6	45	36	M16 x 1,5	57	33	58	70	12	25	60	128
40	18	18	30	14	-	60	3/8"	10	11	55	45	M14 x 1,5	74	41	87	110	6	25	62	153
40	22	22	34	17	-	60	3/8"	10	11	55	45	M16 x 1,5	74	41	87	110	12	25	62	153
40	28	28	42	22	-	60	3/8"	10	11	55	45	M20 x 1,5	74	41	87	110	10	25	62	153
50	22	22	34	17	-	75	1/2"	15	14	55	45	M16 x 1,5	76	52	105	130	7	26	68	159
50	28	28	42	22	-	75	1/2"	15	14	55	45	M20 x 1,5	76	52	105	130	7	26	68	159
50	36	36	50	30	-	75	1/2"	15	14	55	45	M27 x 2	76	52	105	130	10	26	68	159
63	28	28	42	22	-	90	1/2"	15	14	55	45	M20 x 1,5	80	65	117	142	7	33	71	168
63	36	36	50	30	-	90	1/2"	15	14	55	45	M27 x 2	80	65	117	142	10	33	71	168
63	45	45	60	36	-	90	1/2"	15	14	55	45	M33 x 2	80	65	117	142	14	33	71	168
80	36	36	50	30	-	114	3/4"	20	18	65	52	M27 x 2	93	83	149	180	5	31	77	190
80	45	45	60	36	-	114	3/4"	20	18	65	52	M33 x 2	93	83	149	180	9	31	77	190
80	56	56	72	50	-	114	3/4"	20	18	65	52	M42 x 2	93	83	149	180	9	31	77	190
100	45	45	60	36	-	126	3/4"	22	18	69	55	M33 x 2	101	97	162	200	7	35	82	203
100	56	56	72	50	-	126	3/4"	22	18	69	55	M42 x 2	101	97	162	200	7	35	82	203
100	70	63	88	60	-	126	3/4"	22	18	69	55	M48 x 2	101	97	162	200	10	35	82	203
125	56	56	72	50	-	164	1"	22	22	78	71	M42 x 2	117	126	208	240	6	35	86	232
125	70	63	88	60	-	164	1"	22	22	78	71	M48 x 2	117	126	208	240	10	35	86	232
125	90	85	108	75	-	164	1"	22	22	78	71	M64 x 3	117	126	208	240	10	35	86	232
160	70	63	88	60	-	198	1"	25	26	86	63	M48 x 2	130	155	253	300	7	32	86	245
160	90	85	108	80	-	198	1"	25	26	86	63	M64 x 3	130	155	253	300	7	32	86	245
160	110	95	133	100	-	198	1"	25	26	86	63	M80 x 3	130	155	253	300	7	32	86	245
200	90	85	108	80	-	240	1" 1/4	25	33	103	80	M64 x 3	165	190	300	350	7	32	98	299
200	110	95	133	100	-	240	1" 1/4	25	33	103	80	M80 x 3	165	190	300	350	7	32	98	299
200	140	112	163	130	-	240	1" 1/4	25	33	103	80	M100 x 3	165	190	300	350	7	32	98	299



Front screwed tapped holes



Sipariş Kodu / Ordering Code

KHS1 50 36 50 AB

Bağl. / Connecting

Strok / Stroke (mm)

Mil / Rod

Çap / Bore Size (mm)

Model Tip / Model Type

Çap / Bore Size (mm)

25-32-40-50-60-80-100-160-200

Mil Çapı / Rod Size (mm)

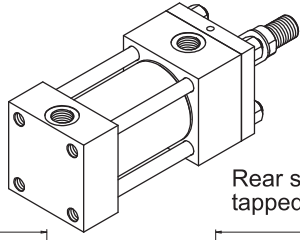
12-18-25-32- etc.

Strok / Stroke (mm)

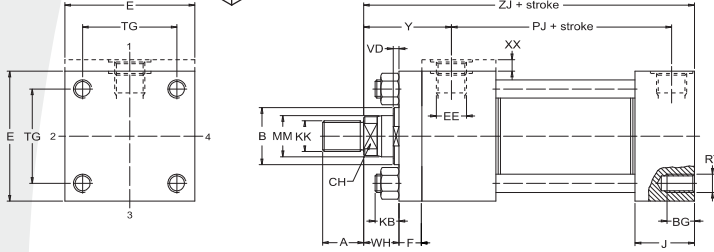
20 mm - 1500 mm

Bağlantı Elemanı / Connection Element

Bore Ø	MM Ø	A	B ^Ø	CH	XX	BG	E	EE (BSP)	G1	J	KB	KK (Metric)	PJ	RT (Metric)	TG	VD	WH	Y	ZB _{max}	ZJ
25	12	14	24	9	5	8	40	1/4"	55	35	7	M10 x 1,25	54	M5x0,8	28,3	6	15	50	121	114
25	18	18	30	14	5	8	40	1/4"	55	35	7	M14 x 1,5	54	M5x0,8	28,3	6	15	50	121	114
32	14	16	26	11	5	9	45	1/4"	55	36	9	M12 x 1,25	57	M6x1	33,2	12	25	60	137	128
32	18	18	30	14	5	9	45	1/4"	55	36	9	M14 x 1,5	57	M6x1	33,2	6	25	60	137	128
32	22	22	34	17	5	9	45	1/4"	55	36	9	M16 x 1,5	57	M6x1	33,2	12	25	60	137	128
40	18	18	30	14	-	12	60	3/8"	65	45	13	M14 x 1,5	74	M8x1,25	41,7	6	25	62	166	153
40	22	22	34	17	-	12	60	3/8"	65	45	13	M16 x 1,5	74	M8x1,25	41,7	12	25	62	166	153
40	28	28	42	22	-	12	60	3/8"	65	45	13	M20 x 1,5	74	M8x1,25	41,7	10	25	62	166	153
50	22	22	34	17	-	18	75	1/2"	70	45	17	M16 x 1,5	76	M12x1,75	52,3	7	26	68	176	159
50	28	28	42	22	-	18	75	1/2"	70	45	17	M20 x 1,5	76	M12x1,75	52,3	7	26	68	176	159
50	36	36	50	30	-	18	75	1/2"	70	45	17	M27 x 2	76	M12x1,75	52,3	10	26	68	176	159
63	28	28	42	22	-	18	90	1/2"	70	45	17	M20 x 1,5	80	M12x1,75	54,3	7	33	71	185	168
63	36	36	50	30	-	18	90	1/2"	70	45	17	M27 x 2	80	M12x1,75	54,3	10	33	71	185	168
63	45	45	60	36	-	18	90	1/2"	70	45	17	M33 x 2	80	M12x1,75	54,3	14	33	71	185	168
80	36	36	50	30	-	24	114	3/4"	85	52	22	M27 x 2	93	M16x2	82,7	5	31	77	212	190
80	45	45	60	36	-	24	114	3/4"	85	52	22	M33 x 2	93	M16x2	82,7	9	31	77	212	190
80	56	56	72	50	-	24	114	3/4"	85	52	22	M42 x 2	93	M16x2	82,7	9	31	77	212	190
100	45	45	60	36	-	24	126	3/4"	91	55	22	M33 x 2	101	M16x2	96,9	7	35	82	225	203
100	56	56	72	50	-	24	126	3/4"	91	55	22	M42 x 2	101	M16x2	96,9	7	35	82	225	203
100	70	63	88	60	-	24	126	3/4"	91	55	22	M48 x 2	101	M16x2	96,9	10	35	82	225	203
125	56	56	72	50	-	27	164	1"	100	71	28	M42 x 2	117	M22x2,5	125,9	6	35	86	260	232
125	70	63	88	60	-	27	164	1"	100	71	28	M48 x 2	117	M22x2,5	125,9	10	35	86	260	232
125	90	85	108	75	-	27	164	1"	100	71	28	M64 x 3	117	M22x2,5	125,9	10	35	86	260	232
160	70	63	88	60	-	34	198	1"	1	63	34	M48 x 2	130	M27x3	154,9	7	32	86	279	245
160	90	85	108	80	-	34	198	1"	1	63	34	M64 x 3	130	M27x3	154,9	7	32	86	279	245
160	110	95	133	100	-	34	198	1"	1	63	34	M80 x 3	130	M27x3	154,9	7	32	86	279	245
200	90	85	108	80	-	40	240	1" 1/4	128	80	37	M64 x 3	165	M30x3,5	190,2	7	32	98	336	299
200	110	95	133	100	-	40	240	1" 1/4	128	80	37	M80 x 3	165	M30x3,5	190,2	7	32	98	336	299
200	140	112	163	130	-	40	240	1" 1/4	128	80	37	M100 x 3	165	M30x3,5	190,2	7	32	98	336	299



Rear screwed tapped holes



Sipariş Kodu / Ordering Code

KHS2 50 36 50 AB

Bağl. / Connecting

Strok / Stroke (mm)

Mil / Rod

Çap / Bore Size (mm)

Model Tip / Model Type

Çap / Bore Size (mm)

25-32-40-50-60-80-100-160-200

Mil Çapı / Rod Size (mm)

12-18-25-32- etc.

Strok / Stroke (mm)

20 mm - 1500 mm

Bağlantı Elemanı / Connection Element

Bore Ø	MM Ø	A	B [®] Ø	CH	XX	BG	E	F	EE (BSP)	J	KB	KK (Metric)	PJ	RT (Metric)	TG	VD	WH	Y	ZB (Metric)	ZJ
25	12	14	24	9	5	8	40	10	1/4"	35	7	M10 x 1,25	54	M5x0,8	28,3	6	15	50	121	114
25	18	18	30	14	5	8	40	10	1/4"	35	7	M14 x 1,5	54	M5x0,8	28,3	6	15	50	121	114
32	14	16	26	11	5	9	45	10	1/4"	36	9	M12 x 1,25	57	M6x1	33,2	12	25	60	137	128
32	18	18	30	14	5	9	45	10	1/4"	36	9	M14 x 1,5	57	M6x1	33,2	6	25	60	137	128
32	22	22	34	17	5	9	45	10	1/4"	36	9	M16 x 1,5	57	M6x1	33,2	12	25	60	137	128
40	18	18	30	14	-	12	60	10	3/8"	45	13	M14 x 1,5	74	M8x1,25	41,7	6	25	62	166	153
40	22	22	34	17	-	12	60	10	3/8"	45	13	M16 x 1,5	74	M8x1,25	41,7	12	25	62	166	153
40	28	28	42	22	-	12	60	10	3/8"	45	13	M20 x 1,5	74	M8x1,25	41,7	6	25	62	166	153
50	22	22	34	17	-	18	75	15	1/2"	45	17	M16 x 1,5	76	M12x1,75	52,3	7	26	68	176	159
50	28	28	42	22	-	18	75	15	1/2"	45	17	M20 x 1,5	76	M12x1,75	52,3	7	26	68	176	159
50	36	36	50	30	-	18	75	15	1/2"	45	17	M27 x 2	76	M12x1,75	52,3	10	26	68	176	159
63	28	28	42	22	-	18	90	15	1/2"	45	17	M20 x 1,5	80	M12x1,75	64,3	7	33	71	185	168
63	36	36	50	30	-	18	90	15	1/2"	45	17	M27 x 2	80	M12x1,75	64,3	10	33	71	185	168
63	45	45	60	36	-	18	90	15	1/2"	45	17	M33 x 2	80	M12x1,75	64,3	14	33	71	185	168
80	36	36	50	30	-	24	114	20	3/4"	52	22	M27 x 2	93	M16x2	82,7	5	31	77	212	190
80	45	45	60	36	-	24	114	20	3/4"	52	22	M33 x 2	93	M16x2	82,7	9	31	77	212	190
80	56	56	72	50	-	24	114	20	3/4"	52	22	M42 x 2	93	M16x2	82,7	9	31	77	212	190
100	45	45	60	36	-	24	126	22	3/4"	55	22	M33 x 2	101	M16x2	96,9	7	35	82	225	203
100	56	56	72	50	-	24	126	22	3/4"	55	22	M42 x 2	101	M16x2	96,9	7	35	82	225	203
100	70	63	88	60	-	24	126	22	3/4"	55	22	M48 x 2	101	M16x2	96,9	10	35	82	225	203
125	56	56	72	50	-	27	164	22	1"	71	28	M42 x 2	117	M22x2,5	125,9	6	35	86	260	232
125	70	63	88	60	-	27	164	22	1"	71	28	M48 x 2	117	M22x2,5	125,9	10	35	86	260	232
125	90	85	108	75	-	27	164	22	1"	71	28	M64 x 3	117	M22x2,5	125,9	10	35	86	260	232
160	70	63	88	60	-	32	198	25	1"	63	34	M48 x 2	130	M27x3	154,9	7	32	86	279	245
160	90	85	108	80	-	32	198	25	1"	63	34	M64 x 3	130	M27x3	154,9	7	32	86	279	245
160	110	95	133	100	-	32	198	25	1"	63	34	M80 x 3	130	M27x3	154,9	7	32	86	279	245
200	90	85	108	80	-	40	240	25	1" 1/4	80	37	M64 x 3	165	M30x3,5	190,2	7	32	98	336	299
200	110	95	133	100	-	40	240	25	1" 1/4	80	37	M80 x 3	165	M30x3,5	190,2	7	32	98	336	299
200	140	112	163	130	-	40	240	25	1" 1/4	80	37	M100 x 3	165	M30x3,5	190,2	7	32	98	336	299

Sipariş Kodu / Ordering Code

KHSCT 50 36 50 AB

Bağl. / Connecting

Strok / Stroke (mm)

Mil / Rod

Çap / Bore Size (mm)

Model Tip / Model Type

Çap / Bore Size (mm)

25-32-40-50-60-80-100-160-200

Mil Çapı / Rod Size (mm)

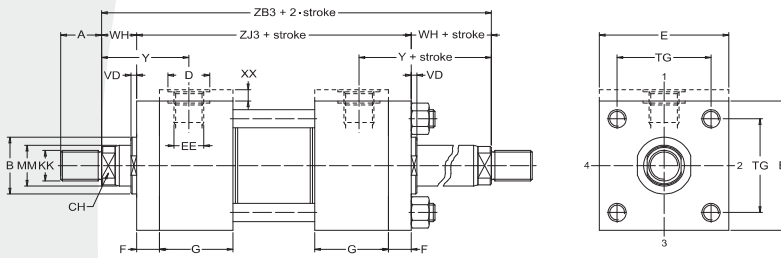
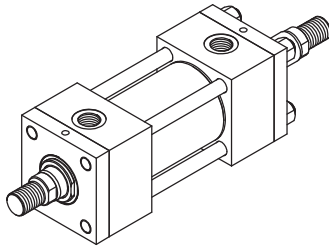
12-18-25-32- etc.

Strok / Stroke (mm)

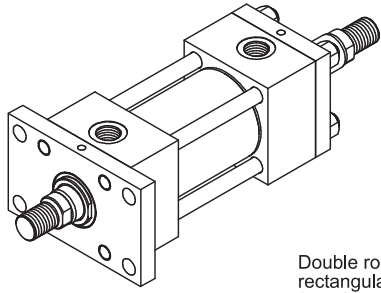
20 mm - 1500 mm

Bağlantı Elemanı / Connection Element

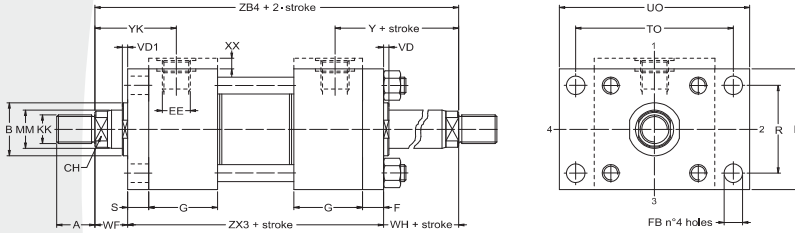
Double rod
basic version



Bore Ø	MM Ø	A	B ^Ø	CH	XX	E	EE (BSP)	D Ø	F	G	KK (Metric)	TG	VD	WH	Y	ZB3	ZJ3
25	12	14	24	9	5	40	1/4"	22	10	45	M10 x 1,25	28,3	6	15	50	149	119
25	18	18	30	14	5	40	1/4"	22	10	45	M14 x 1,5	28,3	6	15	50	149	119
32	14	16	26	11	5	45	1/4"	22	10	45	M12 x 1,25	33,2	12	25	60	172	122
32	18	18	30	14	5	45	1/4"	22	10	45	M14 x 1,5	33,2	6	25	60	172	122
32	22	22	34	17	5	45	1/4"	22	10	45	M16 x 1,5	33,2	12	25	60	172	122
40	18	18	30	14	-	60	3/8"	25	10	55	M14 x 1,5	41,7	6	25	62	198	148
40	22	22	34	17	-	60	3/8"	25	10	55	M16 x 1,5	41,7	12	25	62	198	148
40	28	28	42	22	-	60	3/8"	25	10	55	M20 x 1,5	41,7	6	25	62	198	148
50	22	22	34	17	-	75	1/2"	30	15	55	M16 x 1,5	52,3	7	26	68	210	158
50	28	28	42	22	-	75	1/2"	30	15	55	M20 x 1,5	52,3	7	26	68	210	158
50	36	36	50	30	-	75	1/2"	30	15	55	M27 x 2	52,3	10	26	68	210	158
63	28	28	42	22	-	90	1/2"	30	15	55	M20 x 1,5	64,3	7	33	71	226	160
63	36	36	50	30	-	90	1/2"	30	15	55	M27 x 2	64,3	10	33	71	226	160
63	45	45	60	36	-	90	1/2"	30	15	55	M33 x 2	64,3	14	33	71	226	160
80	36	36	50	30	-	114	3/4"	37	20	65	M27 x 2	82,7	5	31	77	254	192
80	45	45	60	36	-	114	3/4"	37	20	65	M33 x 2	82,7	9	31	77	254	192
80	56	56	72	50	-	114	3/4"	37	20	65	M42 x 2	82,7	9	31	77	254	192
100	45	45	60	36	-	126	3/4"	37	22	69	M33 x 2	96,9	7	35	82	274	204
100	56	56	72	50	-	126	3/4"	37	22	69	M42 x 2	96,9	7	35	82	274	204
100	70	63	88	60	-	126	3/4"	37	22	69	M48 x 2	96,9	10	35	82	274	204
125	56	56	72	50	-	164	1"	47	22	78	M42 x 2	125,9	6	35	86	312	242
125	70	63	88	60	-	164	1"	47	22	78	M48 x 2	125,9	10	35	86	312	242
125	90	85	108	75	-	164	1"	47	22	78	M64 x 3	125,9	10	35	86	312	242
160	70	63	88	60	-	198	1"	47	25	86	M48 x 2	154,9	7	32	86	325	261
160	90	85	108	80	-	198	1"	47	25	86	M64 x 3	154,9	7	32	86	325	261
160	110	95	133	100	-	198	1"	47	25	86	M80 x 3	154,9	7	32	86	325	261
200	90	85	108	80	-	240	1" 1/4	54	25	103	M64 x 3	190,2	7	32	98	379	315
200	110	95	133	100	-	240	1" 1/4	54	25	103	M80 x 3	190,2	7	32	98	379	315
200	140	112	163	130	-	240	1" 1/4	54	25	103	M100 x 3	190,2	7	32	98	379	315



Double rod
rectangular
front flange



Sipariş Kodu / Ordering Code

KHSCT 50 36 50 AB

Bağl. / Connecting

Strok / Stroke (mm)

Mil / Rod

Çap / Bore Size (mm)

Model Tip / Model Type

Çap / Bore Size (mm)

25-32-40-50-60-80-100-160-200

Mil Çapı / Rod Size (mm)

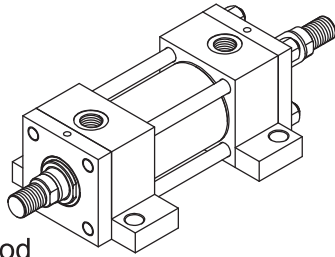
12-18-25-32- etc.

Strok / Stroke (mm)

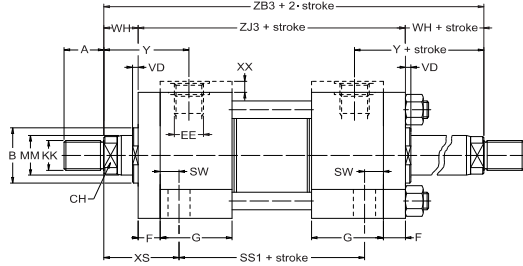
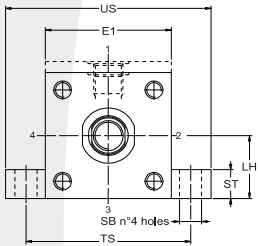
20 mm - 1500 mm

Bağlantı Elemanı / Connection Element

Bore Ø	MM Ø	A	B ^B Ø	CH	XX	E	EE (BSP)	FB Ø	F	G	KK (Metric)	R	S	TO	UO ^{MAX}	VD	VD1	WF	YK	WH	Y	ZB4	ZX3
25	12	14	24	9	5	40	1/4"	5,5	10	45	M10 x 1,25	27	10	51	64	6	6	25	60	15	50	159	119
25	18	18	30	14	5	40	1/4"	5,5	10	45	M14 x 1,5	27	10	51	64	6	6	25	60	15	50	159	119
32	14	16	26	11	5	45	1/4"	6,6	10	45	M12 x 1,25	33	10	58	70	12	12	35	70	25	60	182	122
32	18	18	30	14	5	45	1/4"	6,6	10	45	M14 x 1,5	33	10	58	70	6	6	35	70	25	60	182	122
32	22	22	34	17	5	45	1/4"	6,6	10	45	M16 x 1,5	33	10	58	70	12	12	35	70	25	60	182	122
40	18	18	30	14	-	60	3/8"	1	10	55	M14 x 1,5	41	12	87	110	6	4	35	74	25	62	210	150
40	22	22	34	17	-	60	3/8"	11	10	55	M16 x 1,5	41	12	87	110	12	10	35	74	25	62	210	150
40	28	28	42	22	-	60	3/8"	1	10	55	M20 x 1,5	41	12	87	110	10	8	35	74	25	62	210	150
50	22	22	34	17	-	75	1/2"	13,5	15	55	M16 x 1,5	52	15	105	130	7	7	41	83	26	68	225	158
50	28	28	42	22	-	75	1/2"	13,5	15	55	M20 x 1,5	52	15	105	130	7	7	41	83	26	68	225	158
50	36	36	50	30	-	75	1/2"	13,5	15	55	M27 x 2	52	15	105	130	10	10	41	83	26	68	225	158
63	28	28	42	22	-	90	1/2"	13,5	15	55	M20 x 1,5	65	18	117	140	7	4	48	89	33	71	244	163
63	36	36	50	30	-	90	1/2"	13,5	15	55	M27 x 2	65	18	117	140	10	7	48	89	33	71	244	163
63	45	45	60	36	-	90	1/2"	13,5	15	55	M33 x 2	65	18	117	140	14	11	48	89	33	71	244	163
80	36	36	50	30	-	114	3/4"	17,5	20	65	M27 x 2	83	20	149	180	5	5	51	97	31	77	274	192
80	45	45	60	36	-	114	3/4"	17,5	20	65	M33 x 2	83	20	149	180	9	9	51	97	31	77	274	192
80	56	56	72	50	-	114	3/4"	17,5	20	65	M42 x 2	83	20	149	180	9	9	51	97	31	77	274	192
100	45	45	60	36	-	126	3/4"	17,5	22	69	M33 x 2	97	25	162	190	7	4	57	107	35	82	299	207
100	56	56	72	50	-	126	3/4"	17,5	22	69	M42 x 2	97	25	162	190	7	4	57	107	35	82	299	207
100	70	63	88	60	-	126	3/4"	17,5	22	69	M48 x 2	97	25	162	190	10	7	57	107	35	82	299	207
125	56	56	72	50	-	164	1"	22	22	78	M42 x 2	126	25*	208	240	6	4	57	111	35	86	321	229
125	70	63	88	60	-	164	1"	22	22	78	M48 x 2	126	25*	208	240	10	7	57	111	35	86	321	229
125	90	85	108	75	-	164	1"	22	22	78	M64 x 3	126	25*	208	240	10	6	57	111	35	86	321	229
160	70	63	88	60	-	198	1"	26	25	86	M48 x 2	155	27**	253	300	7	5	57	113	32	86	352	263
160	90	85	108	80	-	198	1"	26	25	86	M64 x 3	155	27**	253	300	7	5	57	113	32	86	352	263
160	110	95	133	100	-	198	1"	26	25	86	M80 x 3	155	27**	253	300	7	5	57	113	32	86	352	263
200	90	85	108	80	-	240	1" 1/4	33	25	103	M64 x 3	190	27***	300	350	7	5	57	125	32	98	406	317
200	110	95	133	100	-	240	1" 1/4	33	25	103	M80 x 3	190	27***	300	350	7	5	57	125	32	98	406	317
200	140	112	163	130	-	240	1" 1/4	33	25	103	M100 x 3	190	27***	300	350	7	5	57	125	32	98	406	317



Double rod
side foot



Sipariş Kodu / Ordering Code

KHZCT 50 36 50 AB

Bağl. / Connecting

Strok / Stroke (mm)

Mil / Rod

Çap / Bore Size (mm)

Model Tip / Model Type

Çap / Bore Size (mm)

25-32-40-50-60-80-100-160-200

Mil Çapı / Rod Size (mm)

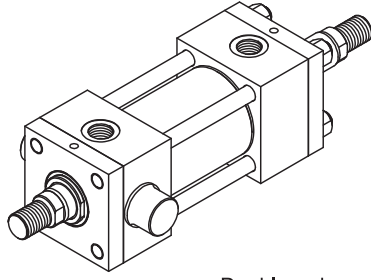
12-18-25-32- etc.

Strok / Stroke (mm)

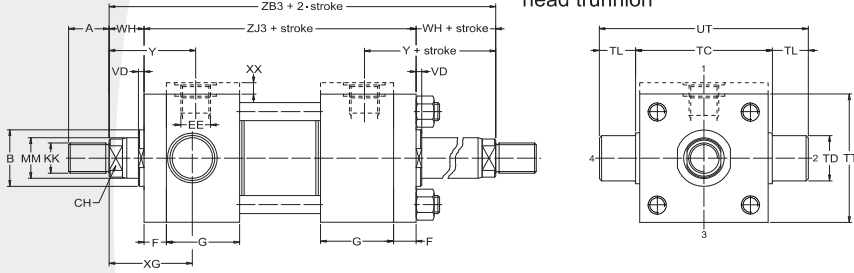
20 mm - 1500 mm

Bağlantı Elemanı / Connection Element

Bore Ø	MM Ø	A	B ¹⁶ Ø	CH	XX	E1	EE (BSP)	F	G	KK (Metric)	LH ¹⁰	SB Ø	SS1	ST	SW	VD	TS	US	XS	WH	Y	ZB	ZJ3
25	12	14	24	9	5	38	1/4"	10	45	M10 x 1,25	19	6,6	83	8,5	8	6	54	70	33	15	50	159	119
25	18	18	30	14	5	38	1/4"	10	45	M14 x 1,5	19	6,6	83	8,5	8	6	54	70	33	15	50	159	119
32	14	16	26	11	5	44	1/4"	10	45	M12 x 1,25	22	9	82	12,5	10	12	63	84	45	25	60	172	122
32	18	18	30	14	5	44	1/4"	10	45	M14 x 1,5	22	9	82	12,5	10	6	63	84	45	25	60	172	122
32	22	22	34	17	5	44	1/4"	10	45	M16 x 1,5	22	9	82	12,5	10	12	63	84	45	25	60	172	122
40	18	18	30	14	-	60	3/8"	10	55	M14 x 1,5	31	11	108	12,5	10	6	83	102	45	25	62	198	148
40	22	22	34	17	-	60	3/8"	10	55	M16 x 1,5	31	11	108	12,5	10	12	83	102	45	25	62	198	148
40	28	28	42	22	-	60	3/8"	10	55	M20 x 1,5	31	11	108	12,5	10	10	83	102	45	25	62	198	148
50	22	22	34	17	-	75	1/2"	15	55	M16 x 1,5	37	14	102	19	13	7	102	126	54	26	68	210	158
50	28	28	42	22	-	75	1/2"	15	55	M20 x 1,5	37	14	102	19	13	7	102	126	54	26	68	210	158
50	36	36	50	30	-	75	1/2"	15	55	M27 x 2	37	14	102	19	13	10	102	126	54	26	68	210	158
63	28	28	42	22	-	90	1/2"	15	55	M20 x 1,5	44	18	96	26	17	7	124	160	65	33	71	226	160
63	36	36	50	30	-	90	1/2"	15	55	M27 x 2	44	18	96	26	17	10	124	160	65	33	71	226	160
63	45	45	60	36	-	90	1/2"	15	55	M33 x 2	44	18	96	26	17	14	124	160	65	33	71	226	160
80	36	36	50	30	-	114	3/4"	20	65	M27 x 2	57	18	118	26	17	5	149	186	68	31	77	254	192
80	45	45	60	36	-	114	3/4"	20	65	M33 x 2	57	18	118	26	17	9	149	186	68	31	77	254	192
80	56	56	72	50	-	114	3/4"	20	65	M42 x 2	57	18	118	26	17	9	149	186	68	31	77	254	192
100	45	45	60	36	-	126	3/4"	22	69	M33 x 2	63	26	166	32	22	7	172	216	79	35	82	274	204
100	56	56	72	50	-	126	3/4"	22	69	M42 x 2	63	26	166	32	22	7	172	216	79	35	82	274	204
100	70	63	88	60	-	126	3/4"	22	69	M48 x 2	63	26	166	32	22	10	172	216	79	35	82	274	204
125	56	56	72	50	-	164	1"	22	78	M42 x 2	82	26	155	32	22	6	210	254	79	35	86	312	242
125	70	63	88	60	-	164	1"	22	78	M48 x 2	82	26	155	32	22	10	210	254	79	35	86	312	242
125	90	85	108	75	-	164	1"	22	78	M64 x 3	82	26	155	32	22	10	210	254	79	35	86	312	242
160	70	63	88	60	-	198	1"	25	86	M48 x 2	101	33	153	38	29	7	260	318	86	32	86	325	261
160	90	85	108	80	-	198	1"	25	86	M64 x 3	101	33	153	38	29	7	260	318	86	32	86	325	261
160	110	95	133	100	-	198	1"	25	86	M80 x 3	101	33	153	38	29	7	260	318	86	32	86	325	261
200	90	85	108	80	-	240	1" 1/4	25	103	M64 x 3	122	39	195	44	35	7	311	380	92	32	98	379	315
200	110	95	133	100	-	240	1" 1/4	25	103	M80 x 3	122	39	195	44	35	7	311	380	92	32	98	379	315
200	140	112	163	130	-	240	1" 1/4	25	103	M100 x 3	122	39	195	44	35	7	311	380	92	32	98	379	315



Double rod head trunnion



Sipariş Kodu / Ordering Code

KMT1T 50 36 50 AB

Bağl. / Connecting

Strok / Stroke (mm)

Mil / Rod

Çap / Bore Size (mm)

Model Tip / Model Type

Çap / Bore Size (mm)

25-32-40-50-60-80-100-160-200

Mil Çapı / Rod Size (mm)

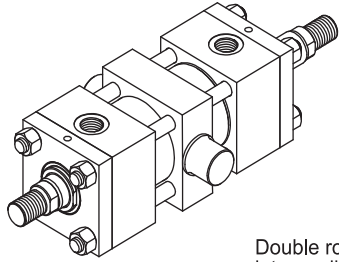
12-18-25-32- etc.

Strok / Stroke (mm)

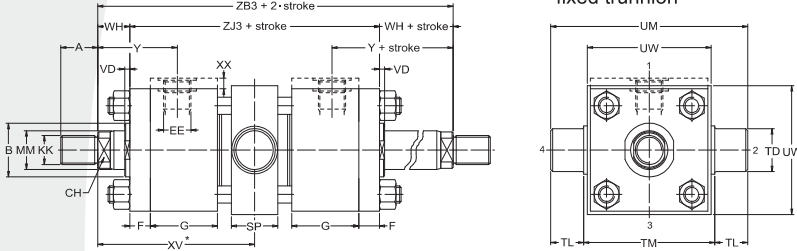
20 mm - 1500 mm

Bağlantı Elemanı / Connection Element

Bore Ø	MM Ø	A	B ^Ø	CH	XX	F	G	EE (BSP)	KK (Metric)	TC	TD ^Ø	TL	TT	UT	VD	XG	WH	Y	ZB3	ZJ3
25	12	14	24	9	5	10	45	1/4"	M10 x 1,25	38	12	10	38	58	6	44	15	50	149	119
25	18	18	30	14	5	10	45	1/4"	M14 x 1,5	38	12	10	38	58	6	44	15	50	149	119
32	14	16	26	11	5	10	45	1/4"	M12 x 1,25	44	16	12	44	68	12	54	25	60	172	122
32	18	18	30	14	5	10	45	1/4"	M14 x 1,5	44	16	12	44	68	6	54	25	60	172	122
32	22	22	34	17	5	10	45	1/4"	M16 x 1,5	44	16	12	44	68	12	54	25	60	172	122
40	18	18	30	14	-	10	55	3/8"	M14 x 1,5	63	20	16	60	95	6	57	25	62	198	148
40	22	22	34	17	-	10	55	3/8"	M16 x 1,5	63	20	16	60	95	12	57	25	62	198	148
40	28	28	42	22	-	10	55	3/8"	M20 x 1,5	63	20	16	60	95	10	57	25	62	198	148
50	22	22	34	17	-	15	55	1/2"	M16 x 1,5	76	25	20	75	116	7	64	26	68	210	158
50	28	28	42	22	-	15	55	1/2"	M20 x 1,5	76	25	20	75	116	7	64	26	68	210	158
50	36	36	50	30	-	15	55	1/2"	M27 x 2	76	25	20	75	116	10	64	26	68	210	158
63	28	28	42	22	-	15	55	1/2"	M20 x 1,5	89	32	25	88	139	7	70	33	71	226	160
63	36	36	50	30	-	15	55	1/2"	M27 x 2	89	32	25	88	139	10	70	33	71	226	160
63	45	45	60	36	-	15	55	1/2"	M33 x 2	89	32	25	88	139	14	70	33	71	226	160
80	36	36	50	30	-	20	65	3/4"	M27 x 2	114	40	32	114	178	5	76	31	77	254	192
80	45	45	60	36	-	20	65	3/4"	M33 x 2	114	40	32	114	178	9	76	31	77	254	192
80	56	56	72	50	-	20	65	3/4"	M42 x 2	114	40	32	114	178	9	76	31	77	254	192
100	45	45	60	36	-	-	69	3/4"	M33 x 2	127	50	40	126	207	7	71	35	82	274	204
100	56	56	72	50	-	-	69	3/4"	M42 x 2	127	50	40	126	207	7	71	35	82	274	204
100	70	63	88	60	-	-	69	3/4"	M48 x 2	127	50	40	126	207	10	71	35	82	274	204
125	56	56	72	50	-	-	78	1"	M42 x 2	165	63	50	164	265	6	75	35	86	312	242
125	70	63	88	60	-	-	78	1"	M48 x 2	165	63	50	164	265	10	75	35	86	312	242
125	90	85	108	75	-	-	78	1"	M64 x 3	165	63	50	164	265	10	75	35	86	312	242
160	70	63	88	60	-	-	86	1"	M48 x 2	203	80	63	198	329	7	75	32	86	325	261
160	90	85	108	80	-	-	86	1"	M64 x 3	203	80	63	198	329	7	75	32	86	325	261
160	110	95	133	100	-	-	86	1"	M80 x 3	203	80	63	198	329	7	75	32	86	325	261
200	90	85	108	80	-	-	103	1" 1/4	M64 x 3	241	100	80	240	401	7	85	32	98	379	315
200	110	95	133	100	-	-	103	1" 1/4	M80 x 3	241	100	80	240	401	7	85	32	98	379	315
200	140	112	163	130	-	-	103	1" 1/4	M100 x 3	241	100	80	240	401	7	85	32	98	379	315



Double rod intermediate fixed trunnion



Sipariş Kodu / Ordering Code

KMT1T | 50 | 36 | 50 | AB

Bağl. / Connecting

Strok / Stroke (mm)

Mil / Rod

Çap / Bore Size (mm)

Model Tip / Model Type

Çap / Bore Size (mm)

25-32-40-50-60-80-100-160-200

Mil Çapı / Rod Size (mm)

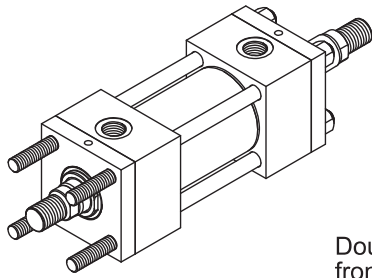
12-18-25-32- etc.

Strok / Stroke (mm)

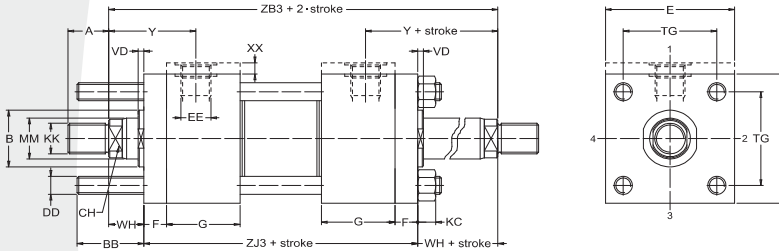
20 mm - 1500 mm

Bağlantı Elemanı / Connection Element

Bore Ø	MM Ø	A	B ^R Ø	CH	XX	F	G	EE (BSP)	KK (Metric)	SP	TD ^R Ø	TL	TM	UM	UW	VD	XV _{minimum}	XV+stroke _{minimum}	WH	Y	ZB3	ZJ3	Stroke _{minimum}
25	12	14	24	9	5	10	45	1/4"	M10 x 1,25	20	12	10	48	68	45	6	80	69	15	50	149	119	11
25	18	18	30	14	5	10	45	1/4"	M14 x 1,5	20	12	10	48	68	45	6	80	69	15	50	149	119	11
32	14	16	26	11	5	10	45	1/4"	M12 x 1,25	25	16	12	55	79	50	12	93	79	25	60	172	122	13
32	18	18	30	14	5	10	45	1/4"	M14 x 1,5	25	16	12	55	79	50	6	93	79	25	60	172	122	13
32	22	22	34	17	5	10	45	1/4"	M16 x 1,5	25	16	12	55	79	50	12	93	79	25	60	172	122	13
40	18	18	30	14	-	10	55	3/8"	M14 x 1,5	30	20	16	76	108	70	6	105	93	25	62	198	148	12
40	22	22	34	17	-	10	55	3/8"	M16 x 1,5	30	20	16	76	108	70	12	105	93	25	62	198	148	12
40	28	28	42	22	-	10	55	3/8"	M20 x 1,5	30	20	16	76	108	70	10	105	93	25	62	198	148	12
50	22	22	34	17	-	15	55	1/2"	M16 x 1,5	40	25	20	89	129	85	7	116	94	26	68	210	158	22
50	28	28	42	22	-	15	55	1/2"	M20 x 1,5	40	25	20	89	129	85	7	116	94	26	68	210	158	22
50	36	36	50	30	-	15	55	1/2"	M27 x 2	40	25	20	89	129	85	10	166	94	26	68	210	158	22
63	28	28	42	22	-	15	55	1/2"	M20 x 1,5	40	32	25	100	150	95	7	123	103	33	71	226	160	25
63	36	36	50	30	-	15	55	1/2"	M27 x 2	40	32	25	100	150	95	10	123	103	33	71	226	160	25
63	45	45	60	36	-	15	55	1/2"	M33 x 2	40	32	25	100	150	95	14	123	103	33	71	226	160	25
80	36	36	50	30	-	20	65	3/4"	M27 x 2	45	40	32	127	191	120	5	139	115	31	77	254	192	23
80	45	45	60	36	-	20	65	3/4"	M33 x 2	45	40	32	127	191	120	9	139	115	31	77	254	192	23
80	56	56	72	50	-	20	65	3/4"	M42 x 2	45	40	32	127	191	120	9	139	115	31	77	254	192	23
100	45	45	60	36	-	22	69	3/4"	M33 x 2	60	50	40	140	220	130	7	156	118	35	82	274	204	38
100	56	56	72	50	-	22	69	3/4"	M42 x 2	60	50	40	140	220	130	7	156	118	35	82	274	204	38
100	70	63	88	60	-	22	69	3/4"	M48 x 2	60	50	40	140	220	130	10	156	118	35	82	274	204	38
125	56	56	72	50	-	22	78	1"	M42 x 2	70	63	50	178	278	170	6	170	142	35	86	312	242	44
125	70	63	88	60	-	22	78	1"	M48 x 2	70	63	50	178	278	170	10	170	142	35	86	312	242	44
125	90	85	108	75	-	22	78	1"	M64 x 3	70	63	50	178	278	170	10	170	142	35	86	312	242	44
160	70	63	88	60	-	25	86	1"	M48 x 2	90	80	63	215	341	205	7	188	137	32	86	325	261	63
160	90	85	108	80	-	25	86	1"	M64 x 3	90	80	63	215	341	205	7	188	137	32	86	325	261	63
160	110	95	133	100	-	25	86	1"	M80 x 3	90	80	63	215	341	205	7	188	137	32	86	325	261	91
200	90	85	108	80	-	25	103	1" 1/4	M64 x 3	110	100	80	279	439	275	7	215	164	32	98	379	315	51
200	110	95	133	100	-	25	103	1" 1/4	M80 x 3	110	100	80	279	439	275	7	215	164	32	98	379	315	51
200	140	112	163	130	-	25	103	1" 1/4	M100 x 3	110	100	80	279	439	275	7	215	164	32	98	379	315	51



Double rod extended front tie rods



Sipariş Kodu / Ordering Code

KHOT 50 36 50 AB

Bağl. / Connecting

Strok / Stroke (mm)

Mil / Rod

Çap / Bore Size (mm)

Model Tip / Model Type

Çap / Bore Size (mm)

25-32-40-50-60-80-100-160-200

Mil Çapı / Rod Size (mm)

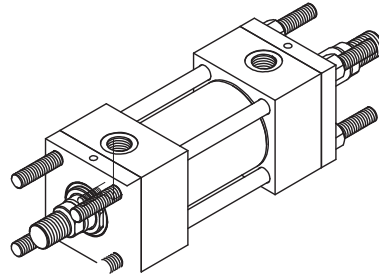
12-18-25-32- etc.

Strok / Stroke (mm)

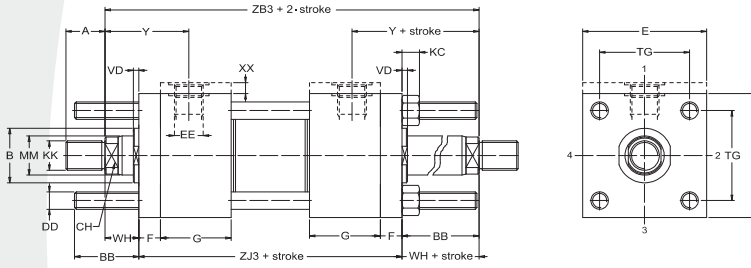
20 mm - 1500 mm

Bağlantı Elemanı / Connection Element

Bore Ø	MM Ø	A	B ^Ø	CH	XX	EE (BSP)	KK (Metric)	BB	DD (Metric)	E	F	G	WH	KC	TG	VD	Y	ZB3	ZJ3
25	12	14	24	9	5	1/4"	M10 x 1,25	19	M5 x 0,8	40	10	45	15	5	28,3	6	50	149	119
25	18	18	30	14	5	1/4"	M14 x 1,5	19	M5 x 0,8	40	10	45	15	5	28,3	6	50	149	119
32	14	16	26	11	5	1/4"	M12 x 1,25	24	M6 x 1	45	10	45	25	6	33,2	12	60	172	122
32	18	18	30	14	5	1/4"	M14 x 1,5	24	M6 x 1	45	10	45	25	6	33,2	6	60	172	122
32	22	22	34	17	5	1/4"	M16 x 1,5	24	M6 x 1	45	10	45	25	6	33,2	12	60	172	122
40	18	18	30	14	-	3/8"	M14 x 1,5	35	M8 x 1	60	10	55	25	8	41,7	6	62	198	148
40	22	22	34	17	-	3/8"	M16 x 1,5	35	M8 x 1	60	10	55	25	8	41,7	12	62	198	148
40	28	28	42	22	-	3/8"	M20 x 1,5	35	M8 x 1	60	10	55	25	8	41,7	6	62	198	148
50	22	22	34	17	-	1/2"	M16 x 1,5	46	M12 x 1,25	75	15	55	26	12	52,3	7	68	210	158
50	28	28	42	22	-	1/2"	M20 x 1,5	46	M12 x 1,25	75	15	55	26	12	52,3	7	68	210	158
50	36	36	50	30	-	1/2"	M27 x 2	46	M12 x 1,25	75	15	55	26	12	52,3	10	68	210	158
63	28	28	42	22	-	1/2"	M20 x 1,5	46	M12 x 1,25	90	15	55	33	12	64,3	7	71	226	160
63	36	36	50	30	-	1/2"	M27 x 2	46	M12 x 1,25	90	15	55	33	12	64,3	10	71	226	160
63	45	45	60	36	-	1/2"	M33 x 2	46	M12 x 1,25	90	15	55	33	12	64,3	14	71	226	160
80	36	36	50	30	-	3/4"	M27 x 2	59	M16 x 1,5	114	20	65	31	16	82,7	5	77	254	192
80	45	45	60	36	-	3/4"	M33 x 2	59	M16 x 1,5	114	20	65	31	16	82,7	9	77	254	192
80	56	56	72	50	-	3/4"	M42 x 2	59	M16 x 1,5	114	20	65	31	16	82,7	9	77	254	192
100	45	45	60	36	-	3/4"	M33 x 2	59	M16 x 1,5	126	22	69	35	16	96,9	7	82	274	204
100	56	56	72	50	-	3/4"	M42 x 2	59	M16 x 1,5	126	22	69	35	16	96,9	7	82	274	204
100	70	63	88	60	-	3/4"	M48 x 2	59	M16 x 1,5	126	22	69	35	16	96,9	10	82	274	204
125	56	56	72	50	-	1"	M42 x 2	81	M22 x 1,5	164	22	78	35	22	125,9	6	86	312	242
125	70	63	88	60	-	1"	M48 x 2	81	M22 x 1,5	164	22	78	35	22	125,9	10	86	312	242
125	90	85	108	75	-	1"	M64 x 3	81	M22 x 1,5	164	22	78	35	22	125,9	10	86	312	242
160	70	63	88	60	-	1"	M48 x 2	92	M27 x 2	198	25	86	32	27	154,9	7	86	325	261
160	90	85	108	80	-	1"	M64 x 3	92	M27 x 2	198	25	86	32	27	154,9	7	86	325	261
160	110	95	133	100	-	1"	M80 x 3	92	M27 x 2	198	25	86	32	27	154,9	7	86	325	261
200	90	85	108	80	-	1 1/4"	M64 x 3	115	M30 x 2	240	25	103	32	30	190,2	7	98	379	315
200	110	95	133	100	-	1 1/4"	M80 x 3	115	M30 x 2	240	25	103	32	30	190,2	7	98	379	315
200	140	112	163	130	-	1 1/4"	M100 x 3	115	M30 x 2	240	25	103	32	30	190,2	7	98	379	315



Double rod extended on both ends tie rods



Sipariş Kodu / Ordering Code

KHOAT 50 36 50 AB

Bağl. / Connecting
Strok / Stroke (mm)
Mil / Rod
Çap / Bore Size (mm)
Model Tip / Model Type
Çap / Bore Size (mm) 25-32-40-50-60-80-100-160-200
Mil Çapı / Rod Size (mm) 12-18-25-32- etc.
Strok / Stroke (mm) 20 mm - 1500 mm
Bağlantı Elemanı / Connection Element

Bore Ø	MM Ø	A	B Ø	CH	XX	EE (BSP)	KK (Metric)	BB	DD (Metric)	E	F	G	WH	KC	TG	VD	Y	ZB3	ZJ3
25	12	14	24	9	5	1/4"	M10 x 1,25	19	M5 x 0,8	40	10	45	15	5	28,3	6	50	149	119
25	18	18	30	14	5	1/4"	M14 x 1,5	19	M5 x 0,8	40	10	45	15	5	28,3	6	50	149	119
32	14	16	26	11	5	1/4"	M12 x 1,25	24	M6 x 1	45	10	45	25	6	33,2	12	60	172	122
32	18	18	30	14	5	1/4"	M14 x 1,5	24	M6 x 1	45	10	45	25	6	33,2	6	60	172	122
32	22	22	34	17	5	1/4"	M16 x 1,5	24	M6 x 1	45	10	45	25	6	33,2	12	60	172	122
40	18	18	30	14	-	3/8"	M14 x 1,5	35	M8 x 1	60	10	55	25	8	41,7	6	62	198	148
40	22	22	34	17	-	3/8"	M16 x 1,5	35	M8 x 1	60	10	55	25	8	41,7	12	62	198	148
40	28	28	42	22	-	3/8"	M20 x 1,5	35	M8 x 1	60	10	55	25	8	41,7	6	62	198	148
50	22	22	34	17	-	1/2"	M16 x 1,5	46	M12 x 1,25	75	15	55	26	12	52,3	7	68	210	158
50	28	28	42	22	-	1/2"	M20 x 1,5	46	M12 x 1,25	75	15	55	26	12	52,3	7	68	210	158
50	36	36	50	30	-	1/2"	M27 x 2	46	M12 x 1,25	75	15	55	26	12	52,3	10	68	210	158
63	28	28	42	22	-	1/2"	M20 x 1,5	46	M12 x 1,25	90	15	55	33	12	64,3	7	71	226	160
63	36	36	50	30	-	1/2"	M27 x 2	46	M12 x 1,25	90	15	55	33	12	64,3	10	71	226	160
63	45	45	60	36	-	1/2"	M33 x 2	46	M12 x 1,25	90	15	55	33	12	64,3	14	71	226	160
80	36	36	50	30	-	3/4"	M27 x 2	59	M16 x 1,5	114	20	65	31	16	82,7	5	77	254	192
80	45	45	60	36	-	3/4"	M33 x 2	59	M16 x 1,5	114	20	65	31	16	82,7	9	77	254	192
80	56	56	72	50	-	3/4"	M42 x 2	59	M16 x 1,5	114	20	65	31	16	82,7	9	77	254	192
100	45	45	60	36	-	3/4"	M33 x 2	59	M16 x 1,5	126	22	69	35	16	96,9	7	82	274	204
100	56	56	72	50	-	3/4"	M42 x 2	59	M16 x 1,5	126	22	69	35	16	96,9	7	82	274	204
100	70	63	88	60	-	3/4"	M48 x 2	59	M16 x 1,5	126	22	69	35	16	96,9	10	82	274	204
125	56	56	72	50	-	1"	M42 x 2	81	M22 x 1,5	164	22	78	35	22	125,9	6	86	312	242
125	70	63	88	60	-	1"	M48 x 2	81	M22 x 1,5	164	22	78	35	22	125,9	10	86	312	242
125	90	85	108	75	-	1"	M64 x 3	81	M22 x 1,5	164	22	78	35	22	125,9	10	86	312	242
160	70	63	88	60	-	1"	M48 x 2	92	M27 x 2	198	25	86	32	27	154,9	7	86	325	261
160	90	85	108	80	-	1"	M64 x 3	92	M27 x 2	198	25	86	32	27	154,9	7	86	325	261
160	110	95	133	100	-	1"	M80 x 3	92	M27 x 2	198	25	86	32	27	154,9	7	86	325	261
200	90	85	108	80	-	1" 1/4	M64 x 3	115	M30 x 2	240	25	103	32	30	190,2	7	98	379	315
200	110	95	133	100	-	1" 1/4	M80 x 3	115	M30 x 2	240	25	103	32	30	190,2	7	98	379	315
200	140	112	163	130	-	1" 1/4	M100 x 3	115	M30 x 2	240	25	103	32	30	190,2	7	98	379	315

Sipariş Kodu / Ordering Code

KMF1T 50 36 50 AB

Bağl. / Connecting

Strok / Stroke (mm)

Mil / Rod

Çap / Bore Size (mm)

Model Tip / Model Type

Çap / Bore Size (mm)

25-32-40-50-60-80-100-160-200

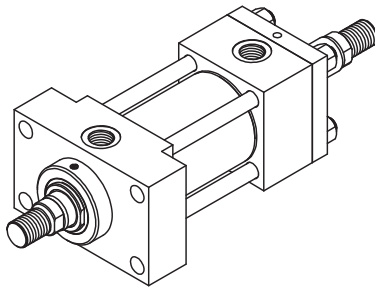
Mil Çapı / Rod Size (mm)

12-18-25-32- etc.

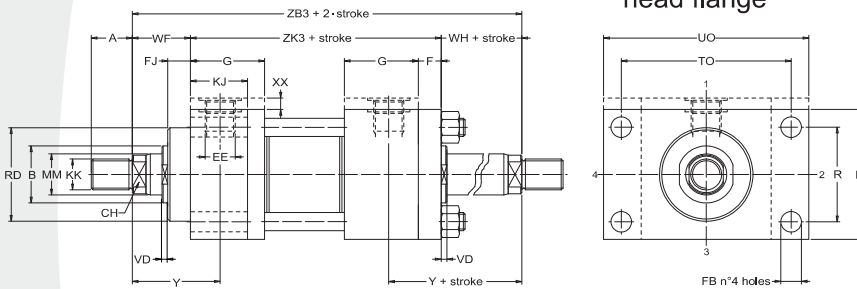
Strok / Stroke (mm)

20 mm - 1500 mm

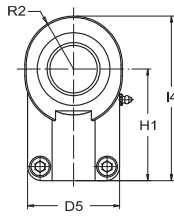
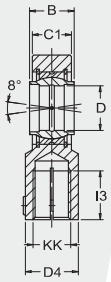
Bağlantı Elemanı / Connection Element



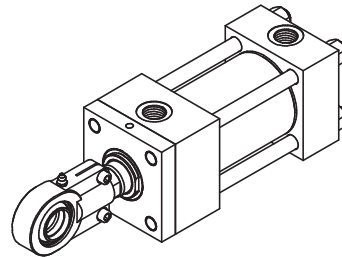
Double rod head flange



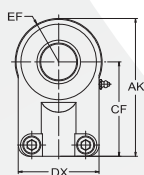
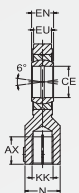
Bore Ø	MM Ø	A	B RD Ø	CH	XX	E	EE (BSP)	KK (Metric)	F	G	FB	FJ	KJ	RD RD Ø	R	TO	UO ^{max}	VD	WF	WH	ZB4	ZK3
25	12	14	24	9	5	40	1/4"	M10 x 1,25	10	45	5,5	10	35	38	27	51	64	6	25	15	149	109
25	18	18	30	14	5	40	1/4"	M14 x 1,5	10	45	5,5	10	35	38	27	51	64	6	25	15	149	109
32	14	16	26	11	5	45	1/4"	M12 x 1,25	10	45	6,6	10	36	42	33	58	70	12	35	25	172	112
32	18	18	30	14	5	45	1/4"	M14 x 1,5	10	45	6,6	10	36	42	33	58	70	6	35	25	172	112
32	22	22	34	17	5	45	1/4"	M16 x 1,5	10	45	6,6	10	36	42	33	58	70	12	35	25	172	112
40	18	18	30	14	-	60	3/8"	M14 x 1,5	10	55	11	10	45	62	41	87	110	6	35	25	198	138
40	22	22	34	17	-	60	3/8"	M16 x 1,5	10	55	11	10	45	62	41	87	110	12	35	25	198	138
40	28	28	42	22	-	60	3/8"	M20 x 1,5	10	55	11	10	45	62	41	87	110	10	35	25	198	138
50	22	22	34	17	-	75	1/2"	M16 x 1,5	15	55	14	16	45	74	52	105	130	7	41	26	210	143
50	28	28	42	22	-	75	1/2"	M20 x 1,5	15	55	14	16	45	74	52	105	130	7	41	26	210	143
50	36	36	50	30	-	75	1/2"	M27 x 2	15	55	14	16	45	74	52	105	130	10	41	26	210	143
63	28	28	42	22	-	90	1/2"	M20 x 1,5	15	55	14	16	45	75	65	117	142	7	48	33	226	145
63	36	36	50	30	-	90	1/2"	M27 x 2	15	55	14	16	45	88	65	117	142	10	48	33	226	145
63	45	45	60	36	-	90	1/2"	M33 x 2	15	55	14	16	45	88	65	117	142	14	48	33	226	145
80	36	36	50	30	-	114	3/4"	M27 x 2	20	65	18	20	50	82	83	149	180	5	51	31	254	172
80	45	45	60	36	-	114	3/4"	M33 x 2	20	65	18	20	50	105	83	149	180	9	51	31	254	172
80	56	56	72	50	-	114	3/4"	M42 x 2	20	65	18	20	50	105	83	149	180	9	51	31	254	172
100	45	45	60	36	-	126	3/4"	M33 x 2	22	69	18	22	50	92	97	162	200	7	57	35	274	182
100	56	56	72	50	-	126	3/4"	M42 x 2	22	69	18	22	50	125	97	162	200	7	57	35	274	182
100	70	63	88	60	-	126	3/4"	M48 x 2	22	69	18	22	50	125	97	162	200	10	57	35	274	182
125	56	56	72	50	-	164	1"	M42 x 2	22	78	22	22	55	105	126	208	240	6	57	35	312	220
125	70	63	88	60	-	164	1"	M48 x 2	22	78	22	22	55	150	126	208	240	10	57	35	312	220
125	90	85	108	75	-	164	1"	M64 x 3	22	78	22	22	55	150	126	208	240	10	57	35	312	220
160	70	63	88	60	-	198	1"	M48 x 2	25	86	26	25	63	125	155	253	300	7	57	32	325	236
160	90	85	108	80	-	198	1"	M64 x 3	25	86	26	25	63	170	155	253	300	7	57	32	325	236
160	110	95	133	100	-	198	1"	M80 x 3	25	86	26	25	63	170	155	253	300	7	57	32	325	236
200	90	85	108	80	-	240	1" 1/4	M64 x 3	25	103	33	25	80	150	190	300	350	7	57	32	379	290
200	110	95	133	100	-	240	1" 1/4	M80 x 3	25	103	33	25	80	210	190	300	350	7	57	32	379	290
200	140	112	163	130	-	240	1" 1/4	M100 x 3	25	103	33	25	80	210	190	300	350	7	57	32	379	290



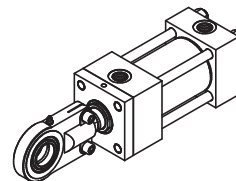
Rod eye with spherical bearing (ISO 6982/DIN 24338)



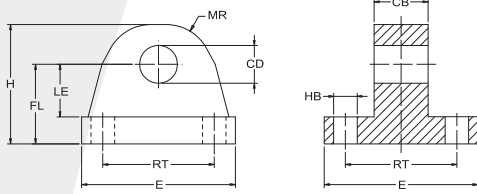
Rod	KK (Metric)	B ^{H12}	C1	D ^{H7} _∅	R2	D4	D5 _{max}	H1	I3 _{min}	I4	
12	A	M10x1,25	10	10,5	10	14	15	19	43	20	57
14	B	M12x1,25	12	11	12	16	16	32	38	17	54
18	D	M14x1,5	12	13	16	20	21	40	44	19	64
22	F	M16x1,5	16	17	20	23,5	25	47	52	23	75
28	H	M20x1,5	20	22	25	29	30	54	65	29	96
36	L	M27x2	25	28	32	35,5	38	66	80	37	118
45	M	M33x2	32	33	40	45	47	80	97	46	146
56	P	M42x2	40	41	50	54,5	58	96	120	57	179
70	R	M48x2	50	53	63	68	70	114	140	64	211
90	T	M64x3	63	67	80	85	90	148	180	86	270
110	V	M80x3	80	85	100	105,5	110	178	210	96	322
140	Z	M100x3	100	103	125	132,5	135	200	260	113	405



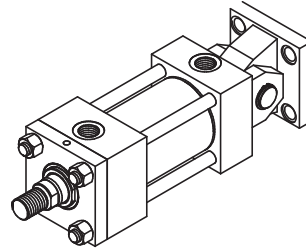
Rod eye with spherical bearing (ISO 8133/DIN 24555)



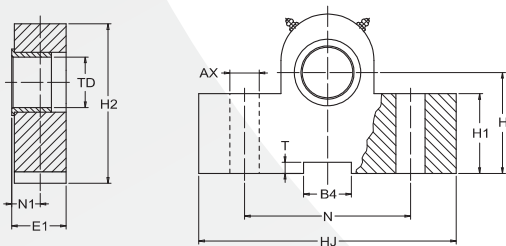
Rod	KK (Metric)	EN	EU	CE _∅	EF _{max}	N _{max}	DX	CF ^{JS13}	F _{max} _∅	AK	AX _{min}	
12	A	M10x1,25	10 ⁻⁰ _{-0,12}	10	12 ⁻⁰ _{-0,008}	16	17	40	42	30	58	15
14	B	M12x1,25	14 ⁻⁰ _{-0,12}	11	16 ⁻⁰ _{-0,008}	21	21	45	48	30	69	17
18	D	M14x1,5	16 ⁻⁰ _{-0,12}	13	20 ⁻⁰ _{-0,010}	25	25	55	58	30	83	19
22	F	M16x1,5	20 ⁻⁰ _{-0,12}	17	25 ⁻⁰ _{-0,010}	31	30	62	68	40	99	23
28	H	M20x1,5	22 ⁻⁰ _{-0,12}	22	30 ⁻⁰ _{-0,010}	38	36	80	85	45	123	29
36	L	M27x2	28 ⁻⁰ _{-0,12}	28	40 ⁻⁰ _{-0,012}	48	45	90	105	55	153	37
45	M	M33x2	35 ⁻⁰ _{-0,15}	33	50 ⁻⁰ _{-0,012}	58	55	105	130	65	188	46
56	P	M42x2	44 ⁻⁰ _{-0,15}	41	60 ⁻⁰ _{-0,015}	75	68	134	150	75	225	57
70	R	M48x2	55 ⁻⁰ _{-0,15}	53	80 ⁻⁰ _{-0,015}	97,5	78	156	185	90	282,5	64
90	T	M64x3	70 ⁻⁰ _{-0,20}	67	100 ⁻⁰ _{-0,020}	117,5	100	190	240	120	357,5	86



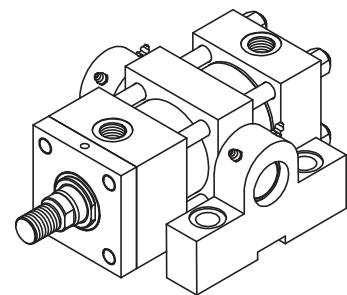
Vertical male counterhinge



Bore	CB ^{H12}	CD ^{H9} Ø	E _{max}	FL ^{js4}	H	HB _Ø	LE _{min}	MR _{max}	RT
12	12	10	40	23	33,4	5,5	13	12	28,3
14	16	12	45	29	43,7	6,5	19	17	32,2
18	20	14	60	29	43,7	9	19	17	41,7
22	30	20	75	48	73	13,5	32	29	52,3
28	30	20	90	48	73	13,5	32	29	64,3
36	40	28	114	59	88,5	17,5	39	34	82,7
45	50	36	126	79	122,3	17,5	54	50	96,9
56	60	45	164	87	133	24	57	53	125,9
70	70	56	198	103	154	30	63	59	154,9
90	80	70	240	132	199,5	33	82	78	190,2




Trunnion mounting block (ISO 8132)



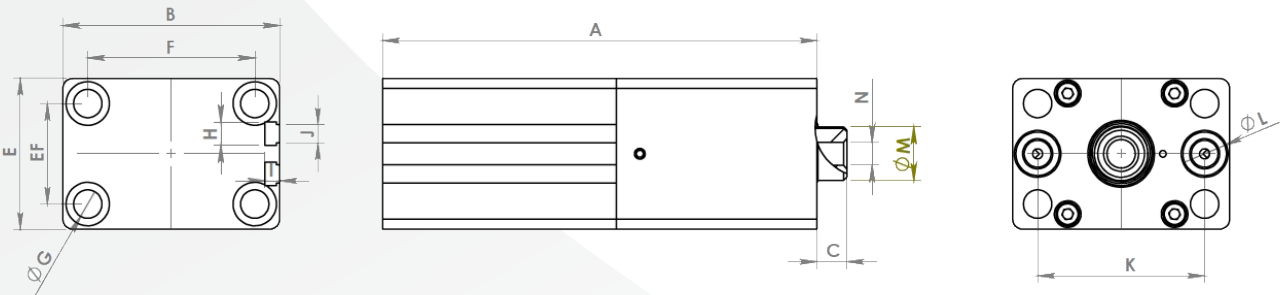
Bore	AX ^{H13} Ø	H ^{js13}	H1	H2 _{max}	TD ^{H7}	HJ	E1	N	N1	BT	T ^{+0,3} / ₊₀
25	9	34	25	49	12	63	17	40	8	10	3,3
32	11	40	30	59	16	80	21	50	10	16	4,3
40	11	45	38	69	20	90	21	60	10	16	4,3
50	13,5	55	45	80	25	110	26	80	12	25	5,4
63	17,5	65	52	100	32	150	33	110	15	25	5,4
80	22	76	60	120	40	170	41	125	16	36	8,4
100	26	95	75	140	50	210	51	160	20	36	8,4
125	33	112	85	177	63	265	61	200	25	50	11,4
160	39	140	112	220	80	325	81	250	31	50	11,4

Sipariş Kodu / Ordering Code



KLC	02a	50	100	S	Manyetik
					Strok / Stroke (mm)
					Çap / Bore Size (mm)
					Seri / Series
Model / Model					
Model / Model Type					
Ürün Model Kodu / Product Model Code					
Seri / Series					
Yağ Giriş ve Montaj Şekli / Mountage Type 02 - 02b 07b -					
Çap / Bore (mm)					
25 mm - 160 mm					
Strok / Stroke (mm)					
Manyetik / Magnet					

Model	A	B	C	E	EF	F	G	H	I	J	K	L	M	N
KLC 25	130	65	10	45	30	50	Ø8.5 M8 ANSI	7	4.5	5.4	50	Ø3 / Ø13 x 1.5	Ø16	M10
KLC 50	148	100	11	75	45	76	Ø8.5 M8 ANSI	7	4.5	5.4	76	G 1/8	Ø30	M20



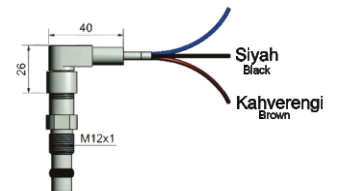
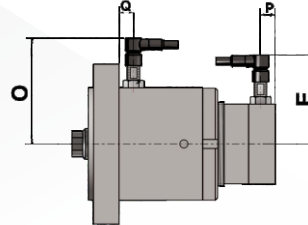
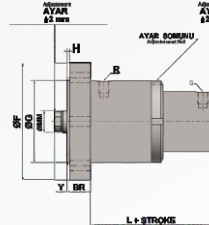
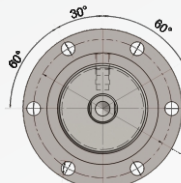
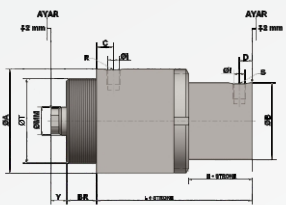
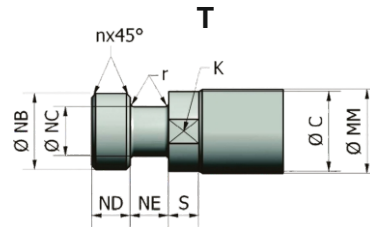
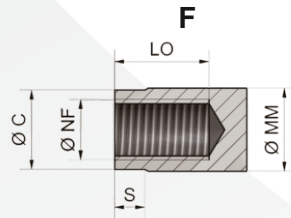
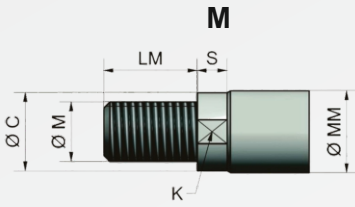
Sipariş Kodu / Ordering Code



KHRB	32	50	100	M	S	Manyetik
						Mil Tipi
						Strok / Stroke (mm)
						Çap / Bore Size (mm)
						Seri / Series
						Model / Model
						Model / Model Type
						Ürün Model Kodu / Product Model Code
						Seri / Series
						0 - 05
						Çap / Bore (mm)
						25 mm - 160 mm
						Strok / Stroke (mm)
						Mil Tipi / Rod Type

M : Erkek Mil / Male Rod F : Dişi Mil / Female Rod T : Kanallı Mil / T Rod

Çap Bore (mm)	Ø Mil Rod	ØC	K	LM	LO	ØM	ØNB	ØNC	ND	NE	ØNF	n	r	S	ØA	ØB	BR	C	D	ØF	ØG	H	ØI	ØJ	ØK	L+Strok L+Stroke	N+Strok N+Stroke	ØT	Y	Mini Stroke	E	O	P	Q
25	18	16	14	20	20	M10x1,5	16	10	6	6	M10x1,5	1	1	6	85	62	25	17	12	125	82	3	1,4"	105	9	128	36	M55x2	12	10	85	90	12	13
32	22	20	17	20	20	M12x1,75	18	10	8	8	M12x1,75	1	1	8	92	67	30	17	12	135	92	3	1,4"	115	11	135	47	M70x2	14	10	90	95	12	13
40	28	25	22	25	25	M16x2	22	14	10	10	M16x2	1	1	8	105	77	30	17	13	150	105	3	1,4"	130	13	147	54	M85x2	16	10	85	100	13	13
50	36	33	30	30	30	M20x2,5	28	18	13	13	M20x2,5	2	2	10	125	92	40	20	19	170	125	3	3,8"	150	13	165	55	M90x2	21	10	110	125	21	13
63	45	42	36	40	40	M27x3	35	22	16	16	M27x3	2	2	12	150	112	45	21	19	210	150	5	3,8"	180	17	205	76	M110x2	25	10	110	130	21	21
80	56	53	46	50	40	M30x3,5	45	28	20	20	M30x3,5	2	2	12	175	137	60	21	21	240	165	5	1,2"	205	17	225	84	M140x2	28	10	115	140	25	21
100	70	66	60	60	45	M42x4,5	56	35	25	25	M42x4,5	2	2	15	210	156	70	21	21	290	200	5	1,2"	250	21	244	86	M160x3	33	10	130	165	25	21
125	90	86	80	80	50	M56x5,5	78	45	30	30	M56x5,5	2	2	15	250	196	90	24	24	330	240	5	3,4"	290	21	280	88	M190x3	33	10	135	175	26	21
160	110	105	100	100	90	M64x6	96	55	40	40	M64x6	2	2,5	20	310	246	110	35	35	400	280	5	1"	360	25	387	147	M235x3	50	15	165	195	35	25
200	140	135	130	110	110	M80x6	128	70	50	50	M80x6	2	3	25	380	315	120	35	35	510	350	5	1"	440	32	449	149	M290x3	60	15	175	215	35	25





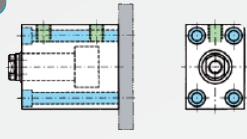
Sipariş Kodu / Ordering Code

KBZ	02	50	100	N	Mil Tipi / Rod
					Strok / Stroke (mm)
					Çap / Bore Size (mm)
					Seri / Series
Model / Model					
Model / Model Type					
Ürün Model Kodu / Product Model Code					
Seri / Series					
02 - 02a - 02b					
Çap / Bore (mm)					
25 mm - 160 mm					
Strok / Stroke (mm)					
Mil Tipi / Rod Type					

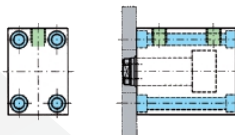
M / F : Erkek / Dişi Mil / Male Rod N : Dönmez Mil / Non Rotate Rod Max.Str.: 100 mm

Çap Bore (mm)	Ø Mil Rod	A	a	b	d1	d2	d3	L2	L4	L5	R	sw	G x
25	16	44	65	45	8.5	50	30	7	25	11	G1/4	13	M10x15
32	20	50	75	55	10.5	55	35	11	28	11	G1/4	17	M12x15
40	25	54	85	63	10.5	63	40	11	28	11	G1/4	21	M16x25
50	32	65	100	75	13	76	45	11	28	12	G1/4	26	M20x30
63	40	72	125	95	17	95	65	14	37	17	G1/2	32	M27x40
80	50	85	160	120	21	120	80	14	42	19	G1/2	41	M30x40
100	60	90	200	150	25	158	108	15	46	18	G1/2	52	M42x60
125	80	110	230	180	32	180	130	16	56	29	G1/2	65.5	M48x70
160	100	128	300	230	39	230	160	22	61	32	G1/2	87	M56x80

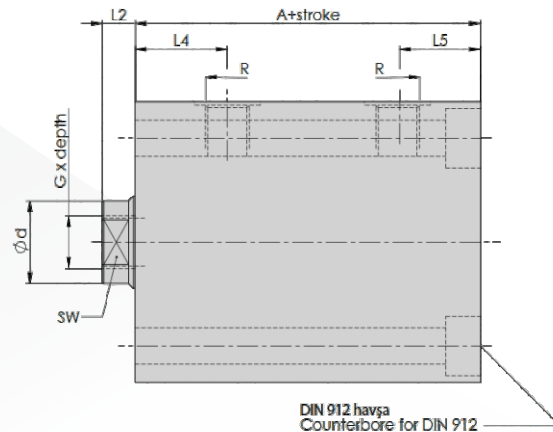
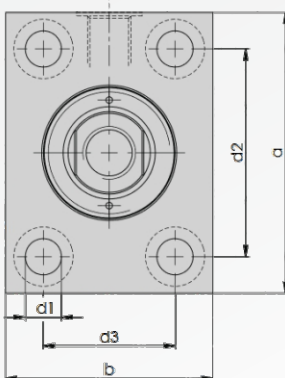
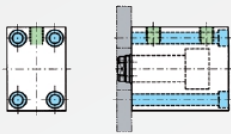
02a



02b



02



DIN 912 havşa
Counterbore for DIN 912



Sipariş Kodu / Ordering Code

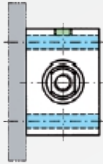
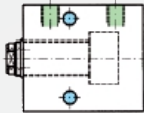
KBZ	03	50	100	N	Mil Tipi / Rod
					Strok / Stroke (mm)
					Çap / Bore Size (mm)
					Seri / Series
					Model / Model
					Model / Model Type
					Ürün Model Kodu / Product Model Code
					Seri / Series
					03 - 03a
					Çap / Bore (mm)
					25 mm - 160 mm
					Strok / Stroke (mm)
					Mil Tipi / Rod Type

M : Erkek Mil / Male Rod F : Dişi Mil / Female Rod
N : Dönmez Mil / Non Rotate Rod Max.Str.: 100 mm

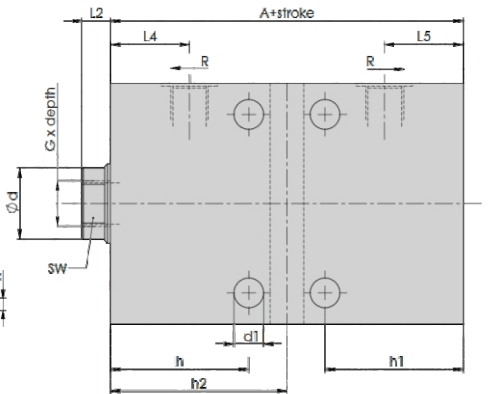
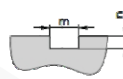
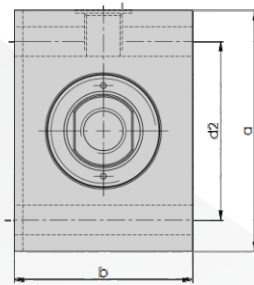
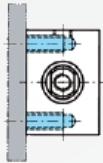
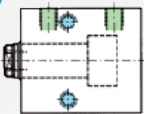
Çap Bore (mm)	Ø Mil Rod	A	a	b	d1	d2	d5	h	h1	h2	L2	L4	L5	m	n	R	sw	G x
25	16	44	65	45	8.5	50	4	44	26		7	25	11	10	2	G1/4	13	M10x15
32	20	50	75	55	10.5	55	5	47	27		11	28	11	12	3	G1/4	17	M12x15
40	25	54	85	63	10.5	63	5	49	27		11	28	11	12	3	G1/4	21	M16x25
50	32	65	100	75	13	76	6	58	30		11	34	12	15	5	G1/4	26	M20x30
63	40	72	125	95	17	95	7	59	41		14	37	17	20	5	G1/2	32	M27x40
80	50	85	160	120	21	120	8	68	47		14	42	19	24	7	G1/2	41	M30x40
100	60	90	200	150	25	158	8	73	54		15	46	18	28	7	G1/2	52	M42x60
125	80	110	230	180	32	180	9	93	66		16	56	29	35	7	G1/2	65.5	M48x70
160	100	128	300	230	39	230	10	99	70		22	61	32	42	9	G1/2	87	M56x80

Kama Pozisyonunu beliriniz.

03




03a



KBZ_04 SERİSİ HİDROLİK SİLİNDİR

KBZ_04 SERIES HYDRAULIC CYLINDERS



Sipariş Kodu / Ordering Code

KBZ	04	50	100	N	Mil Tipi / Rod
					Strok / Stroke (mm)
					Çap / Bore Size (mm)
					Seri / Series
					Model / Model

Model / Model Type

Ürün Model Kodu / Product Model Code

Seri / Series

04 - 04a

Çap / Bore (mm)

25 mm - 160 mm

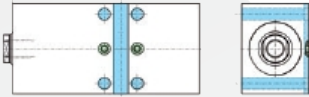
Strok / Stroke (mm)

Mil Tipi / Rod Type

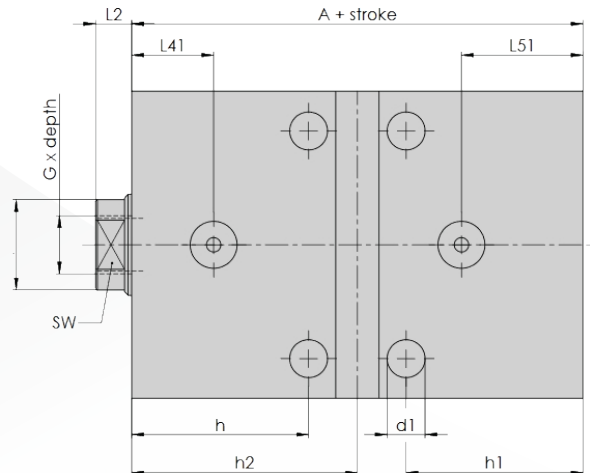
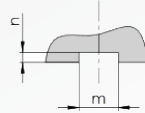
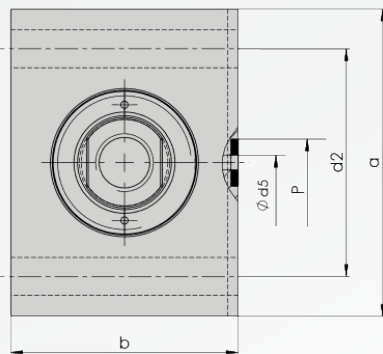
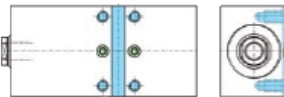
M : Erkek Mil / Male Rod F : Dişi Mil / Female Rod
N : Dönmez Mil / Non Rotate Rod Max.Str.: 100 mm

Çap Bore (mm)	Ø Mil Rod	A	a	b	d1	d2	d5	h	h1	h2	L2	L41	L51	m	n	P	sw	G x	M x
25	16	44	65	45	8.5	50	4	44	26		7	25	11	10	2	13	13	M10x15	8 x 1.5
32	20	50	75	55	10.5	55	5	47	27		11	28	11	12	3	13	17	M12x15	9 x 2
40	25	54	85	63	10.5	63	5	49	27		11	28	11	12	3	13	21	M16x25	9 x 2
50	32	65	100	75	13	76	6	58	30		11	34	12	15	5	13	26	M20x30	9 x 2
63	40	72	125	95	17	95	7	59	41		14	37	17	20	5	13	32	M27x40	9 x 2
80	50	85	160	120	21	120	8	68	47		14	42	19	24	7	13	41	M30x40	9 x 2
100	60	90	200	150	25	158	8	73	54		15	46	18	28	7	15	52	M42x60	11 x 2
125	80	110	230	180	32	180	9	93	66		16	56	29	35	7	18	65.5	M48x70	14 x 2
160	100	128	300	230	39	230	10	99	70		22	61	32	42	9	20	87	M56x80	14 x 2

04



04a



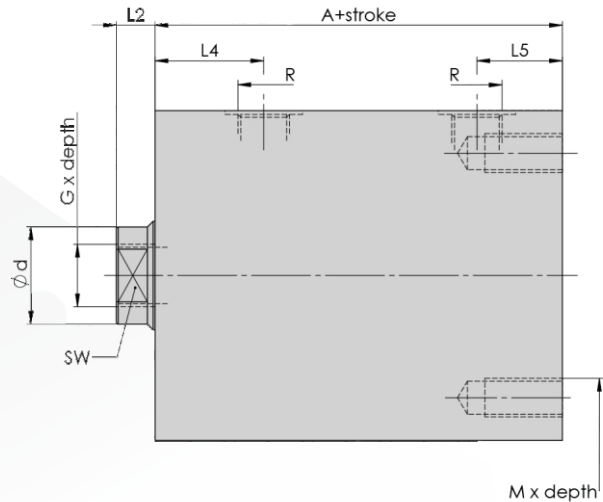
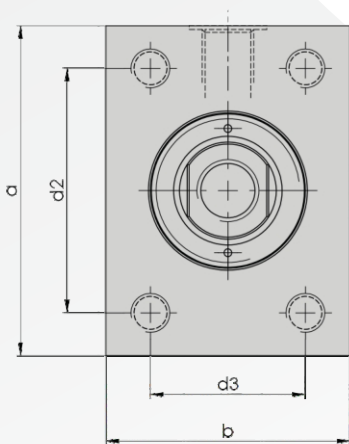


Sipariş Kodu / Ordering Code

KBZ	05	50	100	N	Mil Tipi / Rod
					Strok / Stroke (mm)
					Çap / Bore Size (mm)
					Seri / Series
Model / Model					
Model / Model Type					
Ürün Model Kodu / Product Model Code					
Seri / Series					
04 - 04a					
Çap / Bore (mm)					
25 mm - 160 mm					
Strok / Stroke (mm)					
Mil Tipi / Rod Type					

M : Erkek Mil / Male Rod F : Dişi Mil / Female Rod
N : Dönmez Mil / Non Rotate Rod Max.Str.: 100 mm

Çap Bore (mm)	Ø Mil Rod	A	a	b	d2	d3	L2	L4	L5	R	sw	G x Tiefe G x depth	M x Tiefe M x depth
16	10	40	60	35	40	22	6	24	12	G1/4"	8	M6 x 12	M6 x 12
25	16	44	65	45	50	30	7	25	11	G1/4"	13	M10 x 15	M8 x 16
32	20	50	75	55	55	35	11	28	11	G1/4"	17	M12 x 15	M10 x 20
40	25	54	85	63	63	40	11	28	11	G1/4"	21	M16 x 25	M10 x 20
50	32	65	100	75	76	45	11	34	12	G1/4"	26	M20 x 30	M12 x 24
63	40	72	125	95	95	65	14	37	17	G1/2"	32	M27 x 40	M16 x 32
80	50	85	160	120	120	80	14	42	19	G1/2"	41	M30x40	M20 x 35
100	60	90	200	150	158	108	15	46	18	G1/2"	52	M42 x 60	M24 x 50
125	80	110	230	180	180	130	16	56	29	G1/2"	65.5	M48 x 70	M30 x 50
160	100	128	300	230	230	160	22	61	32	G1/2"	87	M56 x 80	M36 x 55
200	125	160	380	300	300	220	28	67	39	G3/4"	107	M72x6x100	M48 x 80



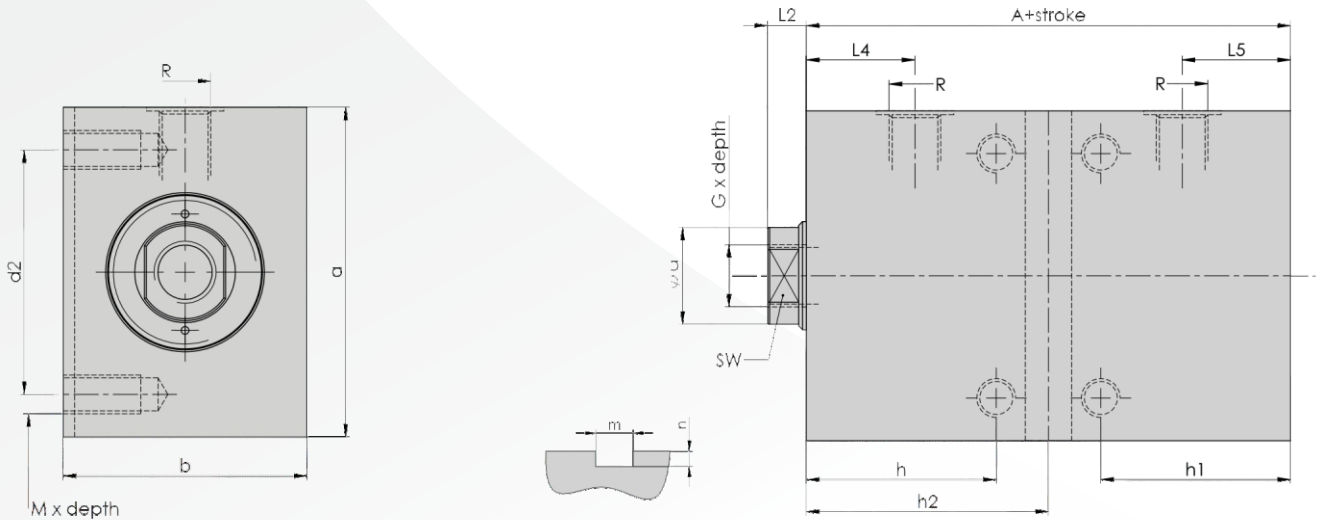


Sipariş Kodu / Ordering Code

KBZ	06	50	100	N	Mil Tipi / Rod
					Strok / Stroke (mm)
					Çap / Bore Size (mm)
					Seri / Series
					Model / Model
					Model / Model Type
					Ürün Model Kodu / Product Model Code
					Seri / Series
					04 - 04a
					Çap / Bore (mm)
					25 mm - 160 mm
					Strok / Stroke (mm)
					Mil Tipi / Rod Type


M : Erkek Mil / Male Rod F : Dişi Mil / Female Rod
N : Dönmez Mil / Non Rotate Rod Max.Str.: 100 mm

Çap Bore (mm)	Ø Mil Rod	A	a	b	d2	h	h1	h2	L2	L4	L5	m	n	R	sw	G x Tiefe G x depth	M x Tiefe M x depth
16	10	40	60	35	40	40	26		6	24	11	8	2	G1/4"	8	M6 x 12	M6 x 12
25	16	44	65	45	50	44	26		7	25	11	10	2	G1/4"	13	M10 x 15	M8 x 16
32	20	50	75	55	55	47	27	Kama Pozisyonunu belirtiniz.	11	28	11	12	3	G1/4"	17	M12 x 15	M10 x 20
40	25	54	85	63	63	49	27		11	28	11	12	3	G1/4"	21	M16 x 25	M10 x 20
50	32	65	100	75	76	58	30		11	34	12	15	5	G1/4"	26	M20 x 30	M12 x 24
63	40	72	125	95	95	59	41		14	37	17	20	5	G1/2"	32	M27 x 40	M16 x 32
80	50	85	160	120	120	68	47		14	42	19	24	7	G1/2"	41	M30x40	M20 x 35
100	60	90	200	150	158	73	54		75	46	18	28	7	G1/2"	52	M42 x 60	M24 x 50
125	80	110	230	180	180	93	66		16	56	29	35	7	G1/2"	65.5	M48 x 70	M30 x 50
160	100	128	300	230	230	99	70		22	61	32	42	9	G1/2"	87	M56 x 80	M36 x 55
200	125	160	380	300	300	118	90		28	67	39	55	9	G3/4"	107	M72x6x100	M48 x 80



Sipariş Kodu / Ordering Code

KBZ	07	50	100	N	Mil Tipi / Rod
					Strok / Stroke (mm)
					Çap / Bore Size (mm)
					Seri / Series
Model / Model					
Model / Model Type					
Ürün Model Kodu / Product Model Code					
Seri / Series					
07 - 07a					
Çap / Bore (mm)					
25 mm - 160 mm					
Strok / Stroke (mm)					
Mil Tipi / Rod Type					



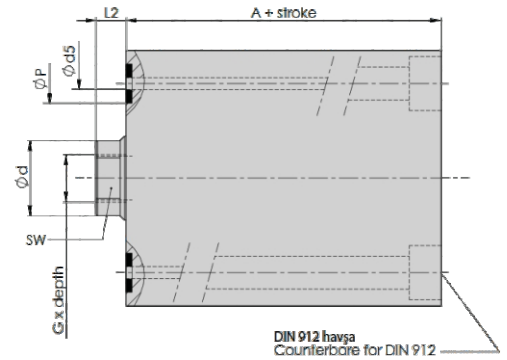
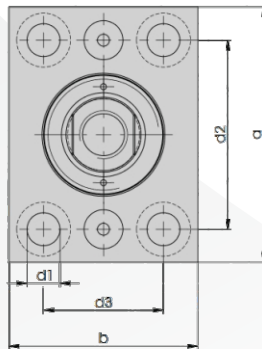
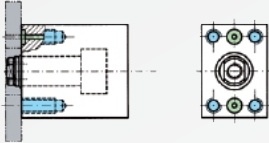
M : Erkek Mil / Male Rod F : Dişi Mil / Female Rod
N : Dönmez Mil / Non Rotatable Rod Max.Str.: 100 mm

Çap Bore (mm)	Ø Mil Rod	A	a	b	d1	d2	d3	d5	L2	P	sw	G x	O-ring
25	16	44	65	45	8.5	50	30	4	7	13	13	M10x15	8 x 1.5
32	20	50	75	55	10.5	55	35	5	11	13	17	M12x15	9 x 2
40	25	54	85	63	10.5	63	40	5	11	13	21	M16x25	9 x 2
50	32	65	100	75	13	76	45	6	11	13	26	M20x30	9 x 2
63	40	72	125	95	17	95	65	7	14	13	32	M27x40	9 x 2
80	50	85	160	120	21	120	80	8	14	13	41	M30x40	9 x 2
100	60	90	200	150	25	158	108	8	15	15	52	M42x60	11 x 2
125	80	110	230	180	32	180	130	9	16	18	65.5	M48x70	14 x 2
160	100	128	300	230	39	230	160	10	22	20	87	M56x80	14 x 2

07



07a





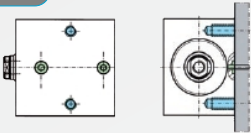
Sipariş Kodu / Ordering Code

KBZ	08	50	100	N	Mil Tipi / Rod
					Strok / Stroke (mm)
					Çap / Bore Size (mm)
					Seri / Series
					Model / Model
					Model / Model Type
					Ürün Model Kodu / Product Model Code
					Seri / Series
					0 - 05
					Çap / Bore (mm)
					25 mm - 160 mm
					Strok / Stroke (mm)
					Mil Tipi / Rod Type

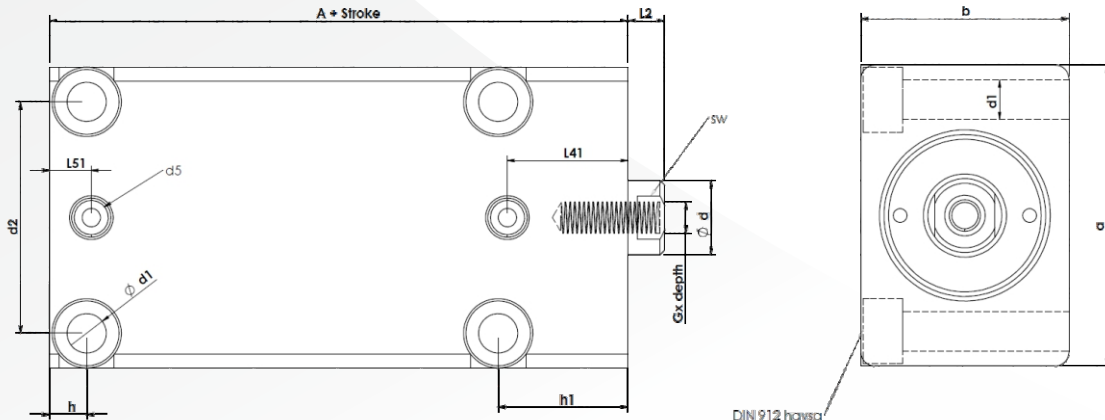
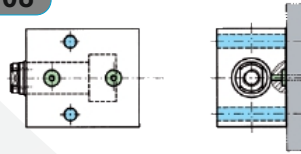
M : Erkek Mil / Male Rod F : Dişi Mil / Female Rod
N : Dönmez Mil / Non Rotate Rod Max.Str.: 100 mm


Çap Bore (mm)	Ø Mil Rod	A	a	b	Ød1	h	h1	L2	L41	L51	d5	sw	G x
25	16	44	65	45	8.5	44	26	7	25	11	G1/4	13	M10x15
32	20	50	75	55	10.5	47	27	11	28	11	G1/4	17	M12x15
40	25	54	85	63	10.5	49	27	11	28	11	G1/4	21	M16x25
50	32	65	100	75	13	58	30	11	28	12	G1/4	26	M20x30
63	40	72	125	95	17	59	41	14	37	17	G1/2	32	M27x40
80	50	85	160	120	21	68	47	14	42	19	G1/2	41	M30x40
100	60	90	200	150	25	73	54	15	46	18	G1/2	52	M42x60
125	80	110	230	180	32	93	66	16	56	29	G1/2	65.5	M48x70
160	100	128	300	230	39	99	70	22	61	32	G1/2	87	M56x80

08a



08



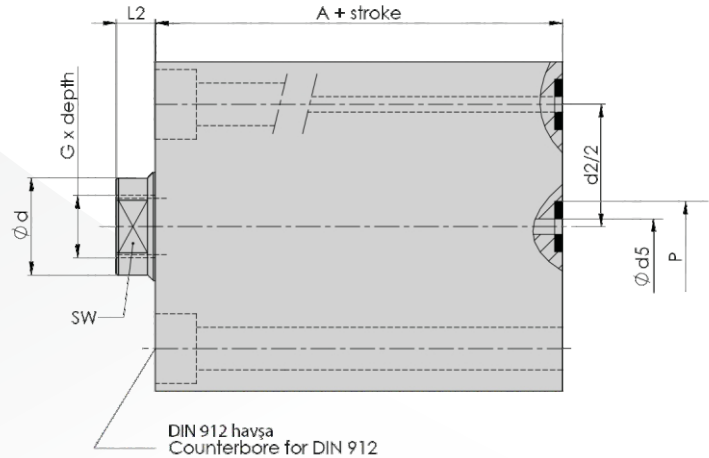
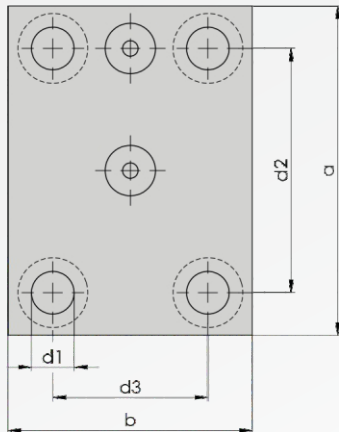


Sipariş Kodu / Ordering Code

KBZ	09	50	100	N	Mil Tipi / Rod
					Strok / Stroke (mm)
					Çap / Bore Size (mm)
					Seri / Series
Model / Model					
Model / Model Type					
Ürün Model Kodu / Product Model Code					
Seri / Series					
0 - 05					
Çap / Bore (mm)					
25 mm - 160 mm					
Strok / Stroke (mm)					
Mil Tipi / Rod Type					

M : Erkek Mil / Male Rod F : Dişi Mil / Female Rod
N : Dönmez Mil / Non Rotate Rod Max.Str.: 100 mm

Çap Bore (mm)	Ø Mil Rod	A	a	b	d1	d2	d3	d5	L2	P	sw	G x Tiefe G x Depth	O-ring O-seal
16	10	40	60	35	6.5	40	22	3.5	6	10.6	8	M6x12	8 x 1.5
25	16	44	65	45	8.5	50	30	4	7	13	13	M10x15	8 x 1.5
32	20	50	75	55	10.5	55	35	5	11	13	17	M12x15	9 x 2
40	25	54	85	63	10.5	63	40	5	11	13	21	M16x25	9 x 2
50	32	65	100	75	13	76	45	6	11	13	26	M20x30	9 x 2
63	40	72	125	95	17	95	65	7	14	13	32	M27x40	9 x 2
80	50	85	160	120	21	120	80	8	14	13	41	M30x40	9 x 2
100	60	90	200	150	25	158	108	8	15	15	52	M42x60	11 x 2
125	80	110	230	180	32	180	130	9	16	18	65.5	M48x70	14 x 2
160	100	128	300	230	39	230	160	10	22	20	87	M56x80	14 x 2
200	125	160	380	300	52	300	220	12	28	20	107	M72x6x100	16 x 2



Sipariş Kodu / Ordering Code

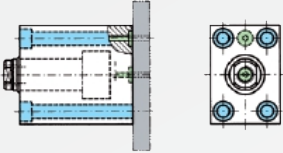
KBZ	10	50	100	N	Mil Tipi / Rod
					Strok / Stroke (mm)
					Çap / Bore Size (mm)
					Seri / Series
Model / Model					
Model / Model Type					
Ürün Model Kodu / Product Model Code					
Seri / Series					
10 - 10a					
Çap / Bore (mm)					
25 mm - 160 mm					
Strok / Stroke (mm)					
Mil Tipi / Rod Type					



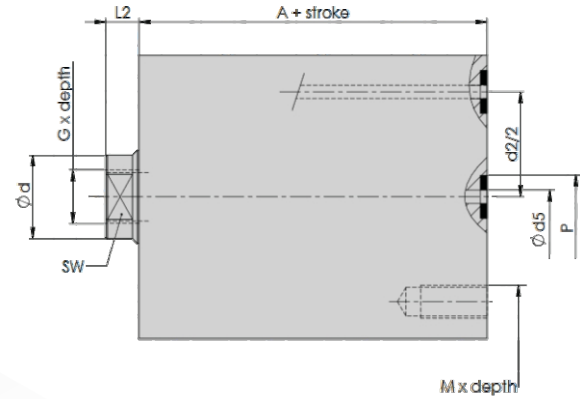
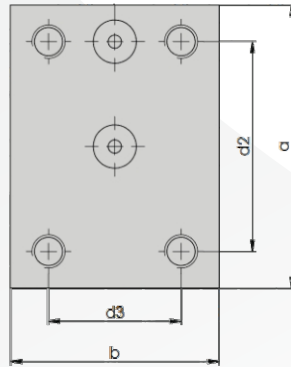
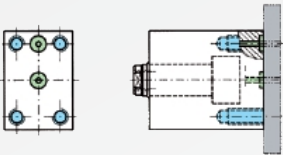
M : Erkek Mil / Male Rod F : Dişi Mil / Female Rod
N : Dönmez Mil / Non Rotate Rod Max.Str.: 100 mm


Çap Bore (mm)	Ø Mil Rod	A	a	b	d2	d3	d5	L2	P	sw	G x	O-ring
25	16	44	65	45	50	30	4	7	13	13	M10x15	8 x 1.5
32	20	50	75	55	55	35	5	11	13	17	M12x15	9 x 2
40	25	54	85	63	63	40	5	11	13	21	M16x25	9 x 2
50	32	65	100	75	76	45	6	11	13	26	M20x30	9 x 2
63	40	72	125	95	95	65	7	14	13	32	M27x40	9 x 2
80	50	85	160	120	120	80	8	14	13	41	M30x40	9 x 2
100	60	90	200	150	158	108	8	15	15	52	M42x60	11 x 2
125	80	110	230	180	180	130	9	16	18	65.5	M48x70	14 x 2
160	100	128	300	230	230	160	10	22	20	87	M56x80	14 x 2

10



10a





Sipariş Kodu / Ordering Code

KBZ	11	50	100	N	Mil Tipi / Rod
					Strok / Stroke (mm)
					Çap / Bore Size (mm)
					Seri / Series
					Model / Model

Model / Model Type

Ürün Model Kodu / Product Model Code

Seri / Series

11 - 11a

Çap / Bore (mm)

25 mm - 160 mm

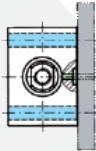
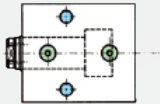
Strok / Stroke (mm)

Mil Tipi / Rod Type

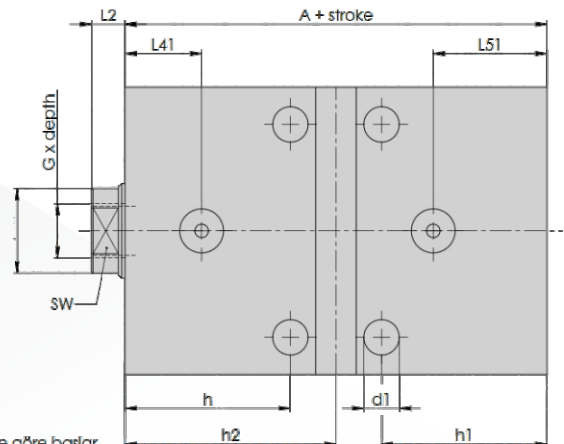
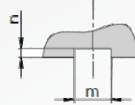
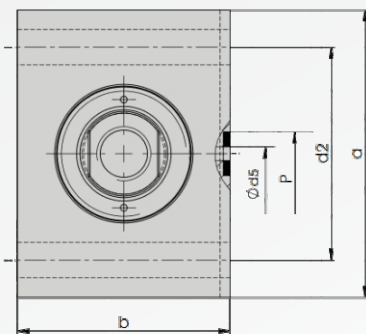
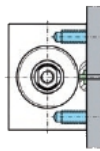
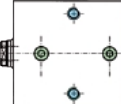
M : Erkek Mil / Male Rod F : Dişi Mil / Female Rod
N : Dönmez Mil / Non Rotate Rod Max.Str.: 100 mm

Çap Bore (mm)	Ø Mil Rod	A	a	b	d1	d2	d5	h	h1	h2	L2	L41	L51	m	n	P	sw	G x	M x
25	16	44	65	45	8.5	50	4	44	26		7	25	11	10	2	12	13	M10x15	8 x 1.5
32	20	50	75	55	10.5	55	6	25	10		11	22	11	12	3	12	17	M12x15	9 x 2
40	25	54	85	63	10.5	63	6	49	27		11	28	11	12	3	13	21	M16x25	9 x 2
50	32	65	100	75	13	76	6	58	30	Kama Pozisyonunu beliriniz.	11	34	12	15	5	13	26	M20x30	9 x 2
63	40	72	125	95	17	95	7	59	41		14	37	17	20	5	13	32	M27x40	9 x 2
80	50	85	160	120	21	120	8	68	47		14	42	19	24	7	13	41	M30x40	9 x 2
100	60	90	200	150	25	158	8	73	54		15	46	18	28	7	15	52	M42x60	11 x 2
125	80	110	230	180	32	180	9	93	66		16	56	29	35	7	18	65.5	M48x70	14 x 2
160	100	128	300	230	39	230	10	99	70		22	61	32	42	9	20	87	M56x80	14 x 2

11



11a



h1 standart 3 strok ile veya müşteri talebine göre başlar

Sipariş Kodu / Ordering Code

KBZ 12 50 100 N Mil Tipi / Rod

Strok / Stroke (mm)

Çap / Bore Size (mm)

Seri / Series

Model / Model

Model / Model Type

Ürün Model Kodu / Product Model Code

Seri / Series

11 - 11a


Çap / Bore (mm)

25 mm - 160 mm

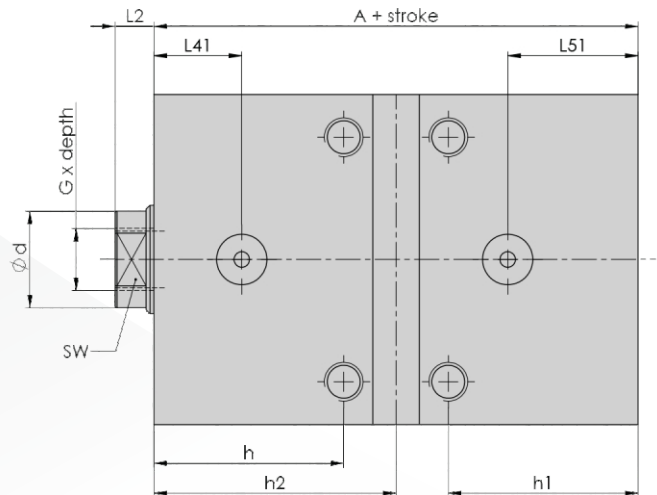
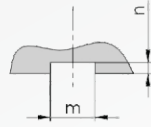
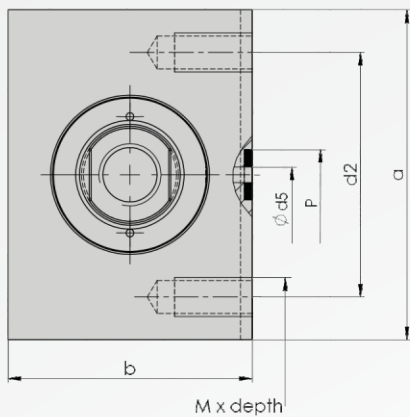
Strok / Stroke (mm)

Mil Tipi / Rod Type

M : Erkek Mil / Male Rod F : Dişi Mil / Female Rod
N : Dönmez Mil / Non Rotate Rod Max.Str.: 100 mm




Çap Bore (mm)	Ø Mil Rod	A	a	b	d2	d5	h	h1	h2	L2	L41	L51	m	n	P	sw	G x Tiefe G x Depth	O x Ring O x Seal
16	10	40	60	35	40	3.5	40	26		6	24	11	8	2	10.6	8	M6 x 12	8 x 1.5
25	16	44	65	45	50	4	44	26		7	25	11	10	2	13	13	M10x15	8 x 1.5
32	20	50	75	55	55	5	47	27		11	28	11	12	3	13	17	M12x15	9 x 2
40	25	54	85	63	63	5	49	27		11	28	11	12	3	13	21	M16x25	9 x 2
50	32	65	100	75	76	6	58	30		11	34	12	15	5	13	26	M20x30	9 x 2
63	40	72	125	95	95	7	59	41		14	37	17	20	5	13	32	M27x40	9 x 2
80	50	85	160	120	120	8	68	47		14	42	19	24	7	13	41	M30x40	9 x 2
100	60	90	200	150	158	8	73	54		15	46	18	28	7	15	52	M42x60	11 x 2
125	80	110	230	180	180	9	93	66		16	56	29	35	7	18	65.5	M48x70	14 x 2
160	100	128	300	230	230	10	99	70		22	61	32	42	9	20	87	M56x80	14 x 2
200	125	160	380	300	300	12	118	90		28	67	39	55	9	20	107	M72x6x100	14 x 2



Sipariş Kodu / Ordering Code

KSWC	01	50	100	N	Mil Tipi / Rod
					Strok / Stroke (mm)
					Çap / Bore Size (mm)
					Seri / Series
					Model / Model



Model / Model Type

Ürün Model Kodu / Product Model Code

Seri / Series

0 - 05

Çap / Bore (mm)

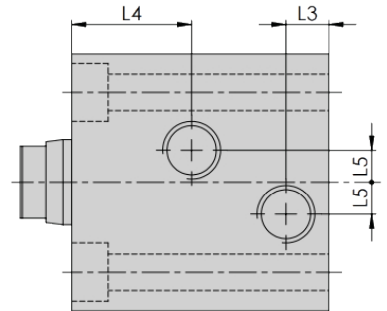
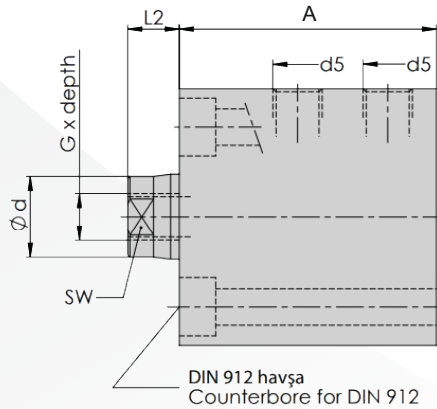
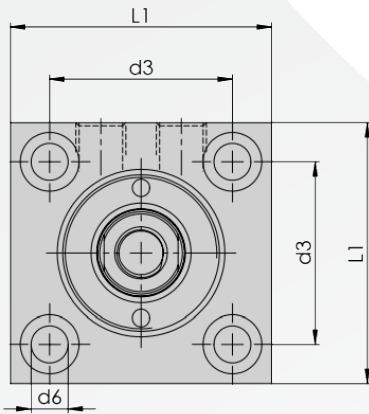
25 mm - 160 mm

Strok / Stroke (mm)

Mil Tipi / Rod Type

M : Erkek Mil / Male Rod F : Dişi Mil / Female Rod
N : Dönmez Mil / Non Rotate Rod Max.Str.: 100 mm

Çap Bore (mm)	Ø Mil Rod	d3	d5	d6	L1	L2	L3	L4	L5	A	sw	G x
16	10	28	G1/8	5,5	45	8	7,5	24	5		8	M6x12
20	12	33	G1/8	5,5	45	10	7,5	22	7		10	M8x15
25	16	36	G1/8	63	50	12	7,5	25	8	44	13	M10x15
32	20	42	G1/4	75	60	12	10	28	7,5	50	17	M12x15
40	25	50	G1/4	95	70	15	10	28	10	54	21	M16x25
50	32	58	G1/4	120	80	20	10	34	13	65	26	M20x30
63	40	70	G3/8	150	100	25	12	37	13	72	32	M27x40



Sipariş Kodu / Ordering Code

KSWC02M50100NY

Mil Tipi / Rod

Strok / Stroke (mm)

Çap / Bore Size (mm)

Manyetik / Magnet

Seri / Series

Model / Model

Model / Model Type

Ürün Model Kodu / Product Model Code

Seri / Series

0 - 05

M / Magnet

Manyetik / Magnet


Çap / Bore (mm)

25 mm - 160 mm

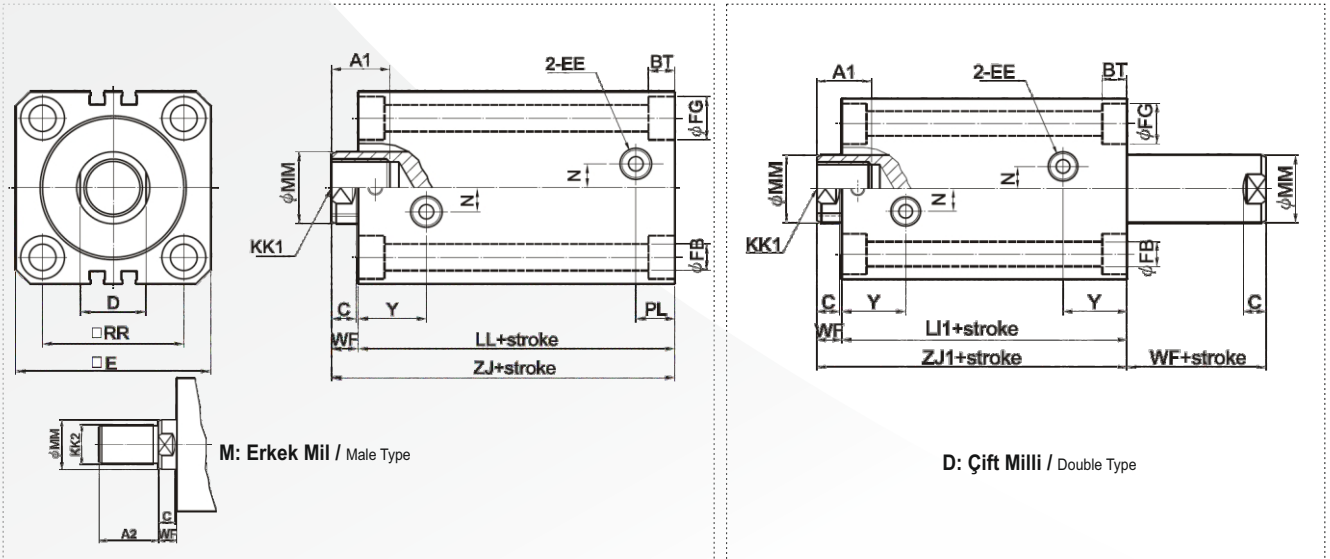
Strok / Stroke (mm)

Mil Tipi / Rod Type

M : Erkek Mil / Male Rod F : Dişi Mil / Female Rod
 N : Dönmez Mil / Non Rotate Rod Max.Str.: 100 mm
 D : Çift Millî / Double Type Y : Yastıklı / With Cushion



Çap Bore (mm)	Ø Mil Rod (MM)	A1	BT	A2	Kk2	Kk1	C	D	E	LL	FB	FG	EE	L11	N	PL	RR	WF	Y	ZJ	Zj1
32	20	15	6,5	25	M16x1,5	M12x1,75	9	17	62	73	7	11	1/4	84	10	17	47	10	27	83	94
40	25	20	8,6	30	M20x1,5	M16x2	9	21	70	70	9	14	1/4	81	10	16	52	10	27	80	91
50	30	24	10,8	35	M24x1,5	M20x2,5	9	27	80	75	11	17,5	1/4	87	10	16	58	11	28	86	98
63	35	33	13	45	M30x1,5	M27x3	11	32	94	84	14	20	1/4	94	10	18	69	13	30	97	107
80	40	33	15,2	55	M36x1,5	M30x3,5	14	37	114	95	16	23	3/8	106	15	22	86	17	35	112	123
100	45	40	17,5	70	M48x1,5	M36x4	14	50	134	100	18	26	3/8	114	15	25	102	17	139	117	131



Sipariş Kodu / Ordering Code

KSWC 03 M 50 100 N

Mil Tipi / Rod

Strok / Stroke (mm)

Çap / Bore Size (mm)

Manyetik / Magnet

Seri / Series

Model / Model

Model / Model Type

Ürün Model Kodu / Product Model Code

Seri / Series

0 - 05

M / Magnet

Manyetik / Magnet

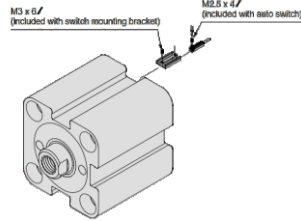

Çap / Bore (mm)

25 mm - 160 mm

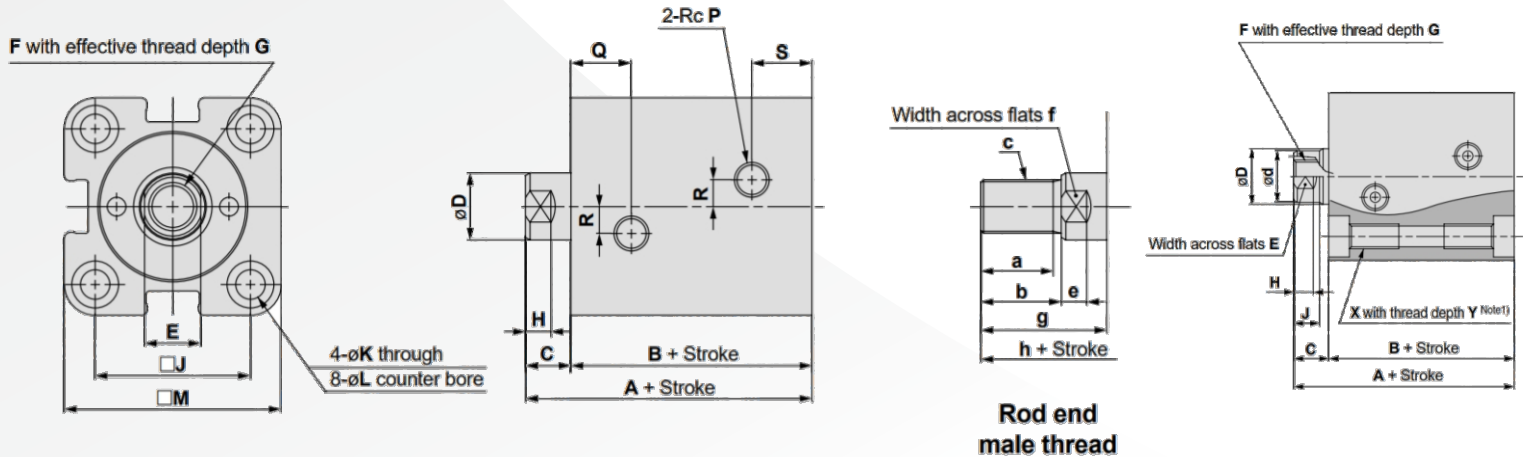
Strok / Stroke (mm)

Mil Tipi / Rod Type

M : Erkek Mil / Male Rod F : Dişi Mil / Female Rod
N : Dönmez Mil / Non Rotate Rod Max.Str.: 100 mm



Çap Bore (mm)	Ø Mil Rod (D)	A	B	C	E	F	G	H	J	K	L	M	P	Q	R	S	a	b	c	e	f	g	h
25	14	53	45	8	12	M10x1,5	12	6	36	5,5	9,5 - 5,4	49	1/8	17	8	12	14	18	M12x1,25	6	12	26	71
32	18	66	56	10	14	M12x1,75	15	7	47	6,6	11 - 6,5	63	1/4	19,5	10	19,5	21	25	M16x1,5	7	14	35	91
40	22	75	65	10	19	M16x2	20	7	52	9	14 - 8,6	71	1/4	21,5	10	21,5	26	30	M20x1,5	7	19	40	105
50	28	81	70	11	24	M20x2,5	24	8	58	11	17,5-10,8	81	1/4	24	10	24	31	35	M24x1,5	8	24	46	116
63	35	90	77	13	30	M27x3	33	9	59	13	20-13	100	1/4	27,5	10	27,5	41	45	M30x1,5	9	30	58	135
80	45	105	88	17	41	M30x3,5	36	14	86	15	23-15	121	3/8	31	15	31	56	60	M39x1,5	14	41	77	165
100	56	132	106	26	56	M39x4	45	21	106	17	26-17	146	3/8	36	15	36	71	75	M48x1,5	21	50	101	207



Sipariş Kodu / Ordering Code

KUSB B 50 200

Strok / Stroke (mm)

Çap / Bore Size (mm)

Seri / Series

Model / Model

Model / Model Type

Ürün Model Kodu / Product Model Code


Seri / Series

A - B

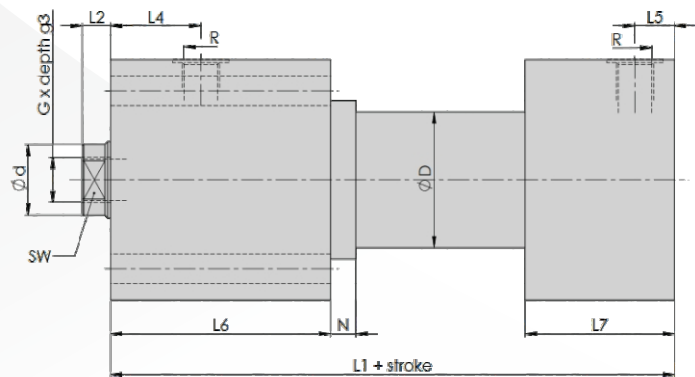
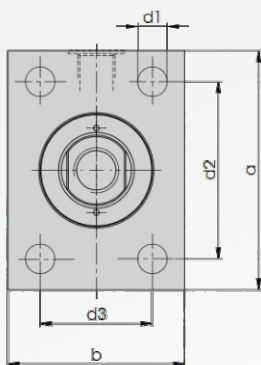
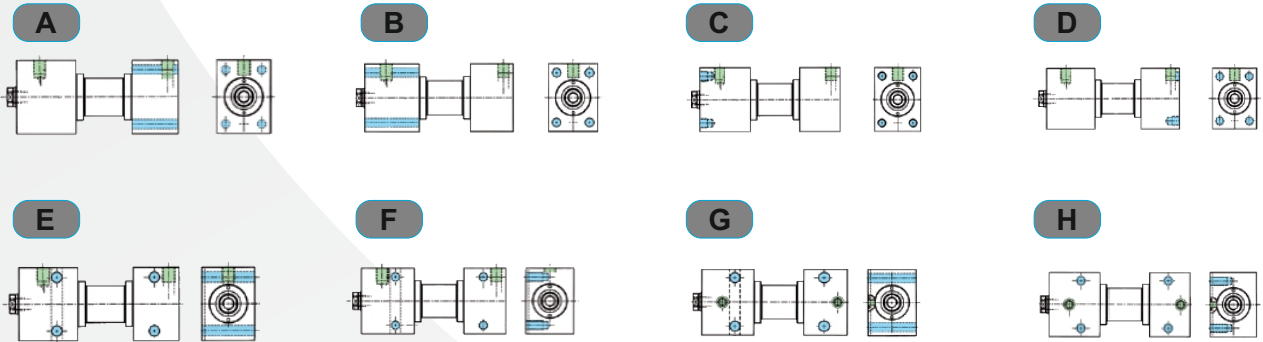
Çap / Bore (mm)

25 mm - 100 mm

Strok / Stroke (mm)



Çap Bore (mm)	Ø Mil Rod	a	b	D	d1	d2	d3	G	g3	L1	L2	L4	L5	L6	L7	N	R	sw
25	16	65	45	32	8.5	50	30	M10	16	102	11	28	11	63	39	8	G1/4"	13
32	20	75	55	40	10.5	55	35	M12	20	116	15	32	11	72	45	8	G1/4"	17
40	25	85	63	50	10.5	63	40	M16	25	132.5	18	32	14	78	53	9	G1/4"	21
50	32	100	75	60	13	76	45	M20 x 1.5	30	135.5	20	34	14	89	67	11	G1/4"	26
63	40	125	95	75	17	95	65	M24 x 2	40	146	20	41	17	107	72	11	G1/2"	32
80	50	160	120	95	21	120	80	M30 x 2	45	161	25	47	17	108	65	12	G1/2"	41
100	60	200	150	115	25	158	108	M42 x 3	65	187	25	55	20	122	80	12	G1/2"	52



Sipariş Kodu / Ordering Code

KHMC M 50 200



Strok / Stroke (mm)

Çap / Bore Size (mm)

Seri / Series

Model / Model

Model / Model Type

KHC : Standart / Standard
 KHMC : Manyetik / Magnet

Seri / Series

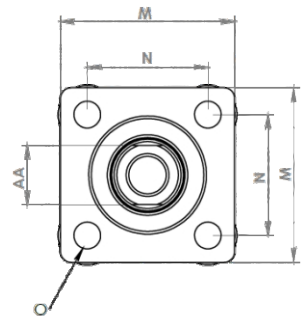
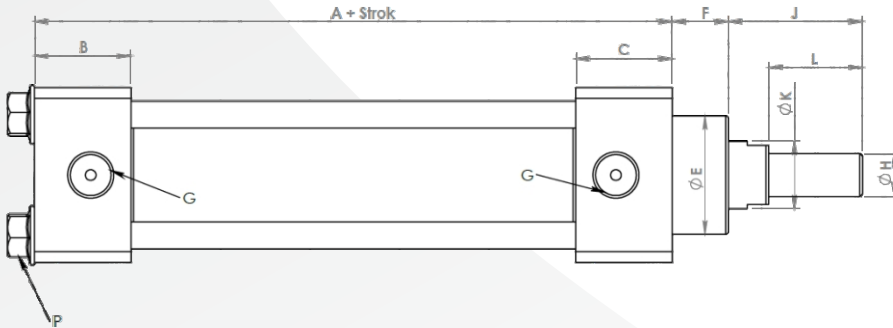
M - F : M-Erkek Mil / Male Rod F-Dişi Mil / Female Rod

Çap / Bore (mm)

32 mm - 125 mm


Strok / Stroke (mm)

Çap Bore (mm)	Ø K Mil Rod	A	B	C	ØE	F	G	ØH	J	L	M	N	O	P	AA
40	25	138	36	36	44	21	M10	M20 x 1,5	40	25	65	45	G3/8"	M10	22
50	28	136	33	45	45	20	M10	M22 x 1,5	40	28	75	52	G3/8"	M10	24



Sipariş Kodu / Ordering Code

KHYC M 50 200



Strok / Stroke (mm)

Çap / Bore Size (mm)

Seri / Series

Model / Model

Model / Model Type

KHSC Standart KHYC Yastıklı / Cushion

Seri / Series

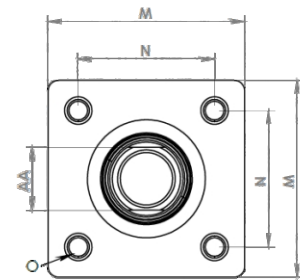
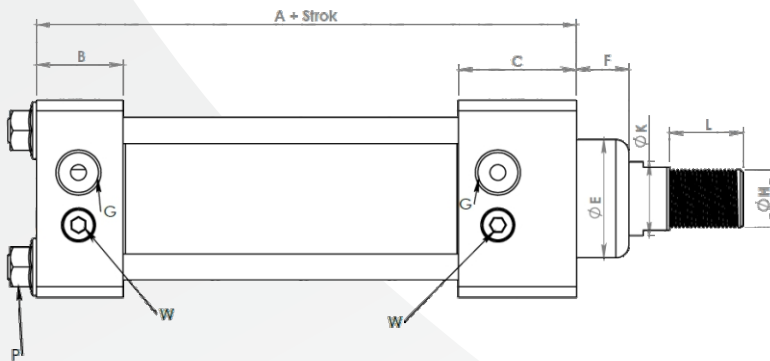
M - F : M-Erkek Mil / Male Rod F-Dişi Mil / Female Rod

Çap / Bore (mm)

32 mm - 100 mm

Strok / Stroke (mm)

Çap Bore (mm)	Ø K Mil Rod	A	B	C	ØE	F	G	ØH	J	L	M	N	O	P	AA	W
40	25	138	36	36	44	21	M10	M20 x 1,5	40	25	65	45	G3/8"	M10	22	5
50	28	136	33	45	45	20	M10	M22 x 1,5	40	28	75	52	G3/8"	M10	24	5



Sipariş Kodu / Ordering Code

HC A 40 200 AB

Bağlantı Elemanı / Connecting element

Strok / Stroke (mm)

Çap / Bore Size (mm)

Kapak Tipi / Cover Type

Model / Model

Model / Model Type

Ürün Model Kodu / Product Model Code

Bağlantı / Connection

AMB : Arka Mafsal Bağlantı / Back Joint
 ÖMB : Ön Mafsal Bağlantı / Rod Joint
 OEB : Orta Ekleme Bağlantı / Middle Joint Connection
 AFB : Arka Flanş Bağlantı / Rear Flange Connection
 ÖFB : Ön Flanş Bağlantı / Front Flange Connection
 ÖAMB : Ön Arka Mafsal Bağlantı / Front Rear Joint
 AB : Ayak Bağlantı / Base Connection

Çap / Bore (mm)

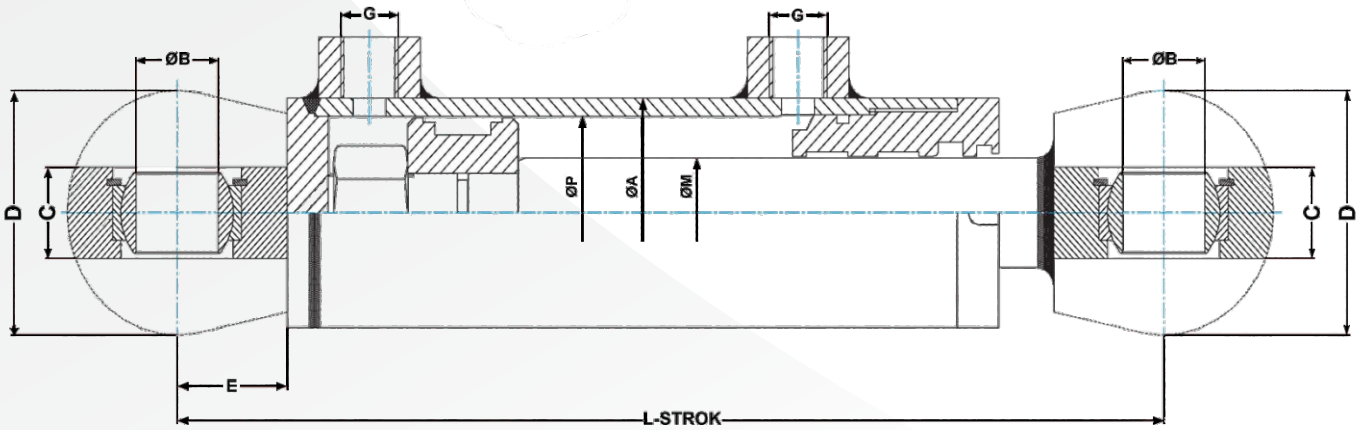
40 mm - 160 mm

Strok / Stroke (mm)

25 mm - 2000 mm



PİSTON	Ø 40	Ø 50	Ø 63	Ø 70	Ø 80	Ø 90	Ø 100	Ø 115	Ø 125	Ø 140	Ø 160
M	22/25/28	25/28/30	36/40/45	45/50	40/45/50	50/60	50/60/70	70	60/70	70/90	90/100
A	50	60	75	85	100	110	120	130	150	165	190
B	20	25	30	35	40	45	50	50	60	70	80
C	20	25	30	30	40	40	40	40	50	60	60
D	55	65	80	90	100	100	120	120	130	150	175
E	25	32	40	40	55	55	60	60	80	90	100
G	R 3/8"	R 3/8"	R 1/2"	R 1/2"	R 1/2"	R 1/2"	R 1/2"	R 1/2"	R 3/4"	R 3/4"	R 3/4"
L	200	215	259	259	308	310	332	342	389	440	466



Sipariş Kodu / Ordering Code

KHCC AB 50 200

Strok / Stroke (mm)

Çap / Bore Size (mm)

Bağlantı / Connection

Model / Model

Model / Model Type

Ürün Model Kodu / Product Model Code

Bağlantı / Connection

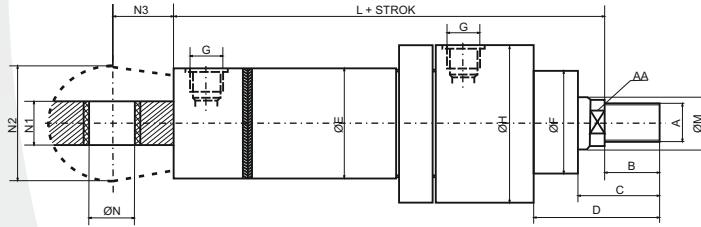

AMB : Arka Mafsals Bağlantı / Back Joint
 ÖMB : Ön Mafsals Bağlantı / Rod Joint
 OEB : Orta Ekleme Bağlantı / Middle Joint Connection
 ÖFB : Ön Flanş Bağlantı / Rear Flange Connection
 AFB : Arka Flanş Bağlantı / Front Flange Connection
 ÖAMB : Ön Arka Mafsals Bağlantı / Front Rear Joint
 AB : Ayak Bağlantı / Base Connection

Çap / Bore (mm)

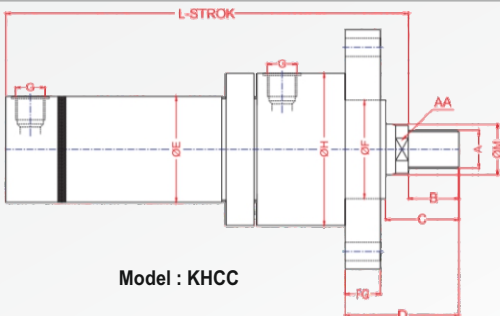
32 mm - 200 mm

Strok / Stroke (mm)

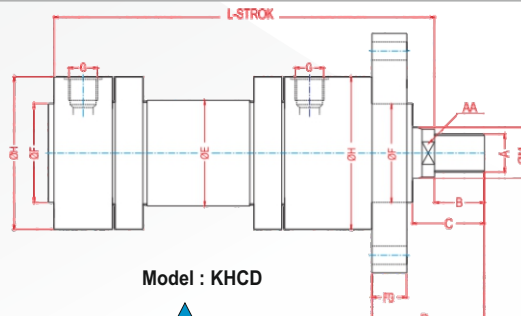
25 mm - 2000 mm



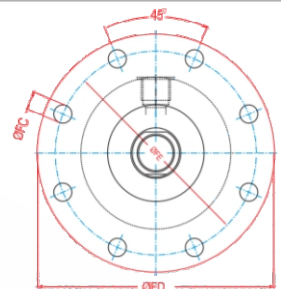
PİSTON	Ø 32	Ø 40	Ø 50	Ø 63	Ø 80	Ø 100	Ø 125	Ø 140	Ø 160	Ø 180	Ø 200
M	18/22	22/28	28/36	36/45	45/56	56/70	70/80	80/90	90/100	100/110	110/120
A	M14 x 1.5	M16 x 1.5	M20 x 1.5	M27 x 2.0	M33 x 2.0	M42 x 2.0	M48 x 2.0	M56 x 2.0	M64 x 32.0	M72 x 3.0	M80 x 3.0
	M16 x 1.5	M20 x 1.5	M27 x 2.0	M33 x 2.0	M42 x 2.0	M48 x 2.0	M56 x 2.0	M64 x 3.0	M72 x 3.0	M80 x 3.0	M85 x 3.0
AA	14/17	17/22	22/30	30/36	36/45	45/60	60/68	68/75	75/85	85/95	95/105
B	18/22	12/28	28/36	36/45	45/56	56/63	63/75	75/85	85/90	90/95	95/100
C	31	35	42	52	63	76	86	100	110	120	125
D	50	54	66	81	99	113	123	140	151	165	170
E	40	50	60	75	95	115	150	165	190	210	245
F	40	50	60	70	85	106	132	145	160	185	200
G	R 1/4"	R 3/8"	R 1/2"	R 1/2"	R 1/2"	R 3/4"	R 3/4"	R 3/4"	R 1"	R 1"	R 1"
H	68	78	98	108	135	158	186	210	240	255	305
L	170	190	205	224	250	300	328	360	370	425	450
L1	165	194	212	237	259	300	313	320	350	400	410
N	16	20	25	30	40	50	60	70	80	90	100
N1	16	20	25	30	40	50	60	70	80	90	100
N2	40	50	64	80	100	126	142	170	180	204	224
N3	20	25	32	40	82	95	103	125	135	155	165
FG	16	16	20	25	32	32	32	35	36	40	40
FC	9	9	11	13	17	22	22	22	22	26	26
FD	110	125	148	170	195	238	272	296	316	365	385



Model : KHCC



Model : KHCD



Sipariş Kodu / Ordering Code

HTLSK 2K 50 180



Strok / Stroke (mm)

Çap / Bore Size (mm)

Kademe / Stage

Model / Model

Model / Model

Ürün Kodu / Product Code

Kademe / Stage

Kademe Sayısı / Stage Number
2 - 3 - 4 - 5

Çap / Bore Size (mm)

032 - 040 - 050 - 063 - 080 - 100 - 125 mm

Strok / Stroke (mm)

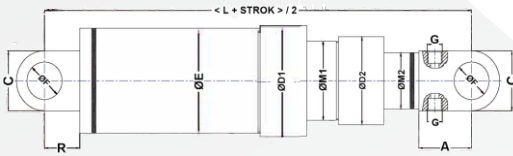
100 - 200 - 300 - 400 - 500 etc.

Manyetik / Magnet

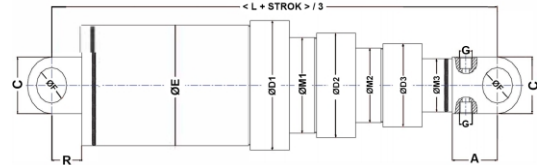
S Manyetik / Magnetic version
- Manyetik Yok / No Magnetic

Model	M1	M2	M3	M4	A	B	C	D1	D2	D3	D4	E	F	G	L
HTLSK 02-50	75	50	-	-	75	50	80	117	87	-	-	110	52	R 1/2"	800
HTLSK 02-65	95	65	-	-	75	60	80	142	107	-	-	130	52	R 1/2"	860
HTLSK 02-75	105	75	-	-	75	50	80	147	117	-	-	140	52	R 1/2"	845
HTLSK 03-50	105	75	50	-	75	50	80	147	117	87	-	140	52	R 1/2"	1390
HTLSK 03-65	130	95	65	-	75	60	80	177	142	107	-	165	52	R 1/2"	1470
HTLSK 03-75	135	105	75	-	75	50	80	182	147	117	-	170	52	R 1/2"	1440
HTLSK 04-50	135	105	75	50	75	50	80	182	147	117	87	170	52	R 1/2"	2055
HTLSK 04-65	165	130	95	65	75	60	80	225	177	142	107	210	52	R 1/2"	2180
HTLSK 04-75	170	135	105	75	75	50	80	231	182	147	117	220	52	R 1/2"	2118

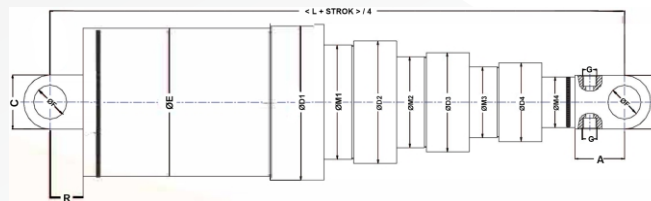
2K



3K




4K



Sipariş Kodu / Ordering Code

HMKA R 40 90 S



Manyetik / Magnet

Dönme Açısı / Swivel Angle

Çap / Bore Size (mm)

Dönüş Yönü / Rotation Way

Model / Model

Model / Model Type

Ürün Model Kodu / Product Model Code

Çap / Bore Size (mm)

25 - 32 - 40 - 50 - 63 mm

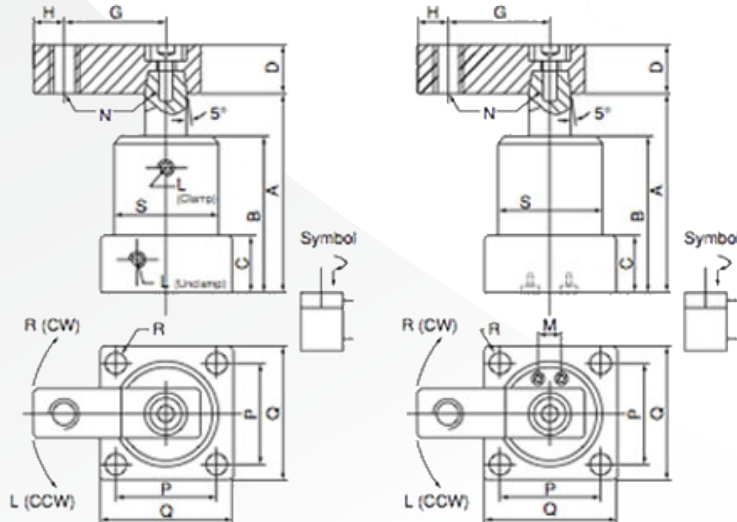
Dönüş Yönü / Rotation Way

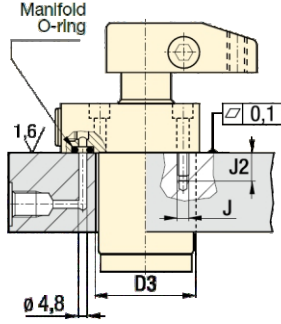

R : Sağ - L : Sol / R: Right - L: Left

S: Manyetik / Magnet

Model / Model	HMKA 25	HMKA 32	HMKA 40	HMKA 50	HMKA 63
Bağlama Şekli / Mounting Type	Flanş / Bottom Flange				
Clamp Kolu / Clamping Arm	Tek Kol / Single Arm				
Mak.Basınç / Max. Pressure	70 kg/cm2				
Dönme Açısı / Swivel Angle	90° (0° 45°, 60°, 180°) ±2°				
Dönme Stroku / Swivel Stroke (mm)	12	14	14	14	14
Güç / Clamp Force (kg/cm2)	59	125	200	400	600

Model	A Sökme Unclamp	B	C	D	G	H	L1 Bağlama / Unclamp L2 Sökme / Unclamp	N	P	Q	R	S	M	F	Ağırlık Weight (kg)
HMKA 25	100	70	23	25.4	50	10	1/8 PF	M10X1.5	40	50	Ø6.5	Ø45	18	15	0.8
HMKA 32	111	76	25	25.4	55	10	1/8 PF	M10X1.5	44	55	Ø6.5	Ø50	24	17	1
HMKA 40	113.6	80	27	25.4	55	10	1/8 PF	M10X1.5	48	62	Ø8.5	Ø54	26	20	1.1
HMKA 50	114.5	80	27	25.4	55	10	1/8 PF	M10X1.5	57	74	Ø8.5	Ø65	30	25	1.4
HMKA 63	118	85	32	32	75	11	1/8 PF	M12X1.75	70	84	Ø10.5	Ø80	40	30	2.3





Sipariş Kodu / Ordering Code

HSU L 40 90 S

Manyetik / Magnet

Dönme Açısı / Swivel Angle

Çap / Bore Size (mm)

Dönüş Yönü / Rotation Way

Model / Model

Model / Model Type

Ürün Model Kodu / Product Model Code

Çap / Bore Size (mm)

22-52-92-121-202-352

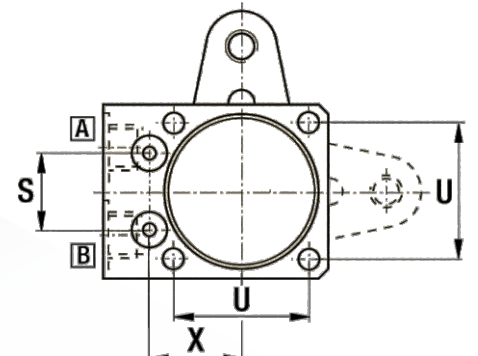
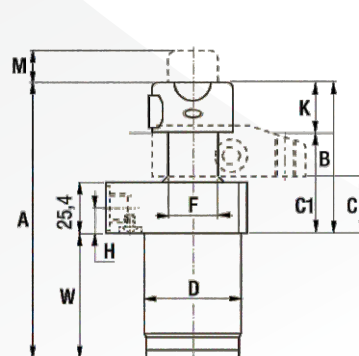
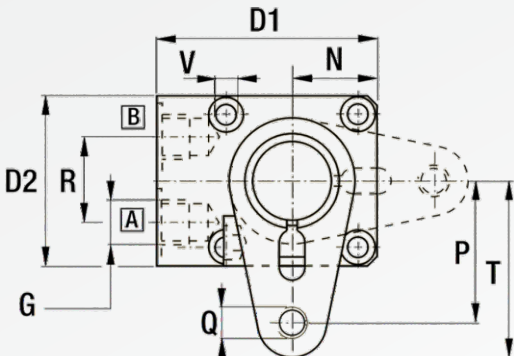
Dönüş Yönü / Rotation Way

R : Sağ - L : Sol / R: Right - L: Left

S: Manyetik / Magnet

Montaj Çapı / Fixture Hole Ø D3	Montaj Dış Mounting Thread J	Min. Derinlik Min. depth J2	Kuvvet (Clamping Force) (kN)
28,5	M5 x 0,8	16,5	2,2
35,5	M6 x 1	16,5	5,6
49	M6	15	9
49	.312-24 unf	20,3	11,6
63,5	M8 x 1	17	18,7
78	M10 x 1,25	18,8	33,8

Model Tek Etkili Single acting	Z	Y	X	W	VØ	U	T	S	R	Q	P	N	Ağırlık/Weight kg
HSU 22	60°	30°	18,1	53,1	5,7	41,9	30,9	21,0	-	M6 x 1	24,6	15,5	0,5
HSU 52	60°	30°	66,0	66,0	6,8	50,0	47,9	41,0	-	M8 x 1,25	40,0	19,1	1,1
HSU 92	-	-	67,9	67,9	6,5	42,0	56,0	23,7	26,0	M10 x 1,5	45,9	26,4	2,0
HSU 121	60°	30°	85,9	85,9	8,8	63,5	61,8	52,0	-	.375-16 unc	51,4	25,1	1,6
HSU 202	-	-	78,9		8,5	55,0	70,2	29,1	26,0	M12 x 1,75	55,2	34,4	3,5
HSU 352	-	-	88,6		10,8	70,0	82,9	34,4	26,0	M16 x 2	67,9	43,4	5,5
Çift Etkili Double acting													
HSUD 52	60°	30°	18,1	53,1	5,7	41,9	30,9	21,0	-	M6 x 1	24,6	15,5	0,5
HSUD 22	60°	30°	14,4	66,0	6,8	50,0	47,9	41,0	-	M8 x 1,25	40,0	19,1	1,1
HSUD 92	-	-	28,6	67,9	6,5	42,0	56,0	23,7	26,0	M10 x 1,5	45,9	26,4	2,0
HSUDL 92	-	-	28,6	87,9	6,5	42,0	56,0	23,7	26,0	M10 x 1,5	45,9	26,4	2,6
HSUD 121	60°	30°	18,2	85,9	8,8	63,5	61,8	52,0	-	.375-16 unc	51,4	25,1	1,6
HSUDL 121	60°	30°	18,2	124,9	8,8	63,5	61,8	52,0	-	.375-16 unc	51,4	25,1	1,8
HSUD 202	-	-	35,1	78,9	8,5	55,0	70,2	29,1	26,0	M12 x 1,75	55,2	34,4	3,5
HSUD 352	-	-	41,6	88,6	10,8	70,0	82,9	34,4	26,0	M16 x 2	67,9	43,4	5,5
HSUDL 352	-	-	41,6	104,3	10,8	70,0	82,9	34,4	26,0	M16 x 2	67,9	43,4	6,9



Sipariş Kodu / Ordering Code

HDHS R 01 90

Dönme Açısı / Swivel Angle

Çap / Bore Size (mm)

Dönüş Yönü / Rotation Way

Model / Model

Model / Model Type

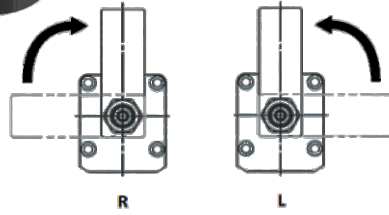
Ürün Model Kodu / Product Model Code

Çap / Bore Size (mm)

22-52-92-121-202-352

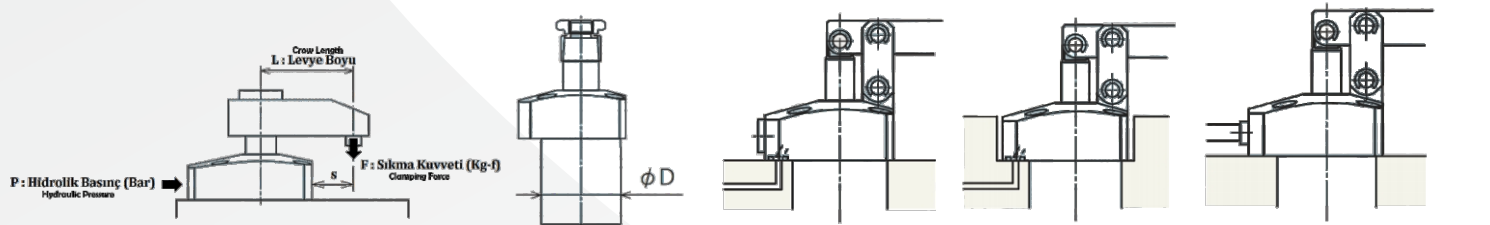
Dönüş Yönü / Rotation Way

R : Sağ - L : Sol / R: Right - L: Left

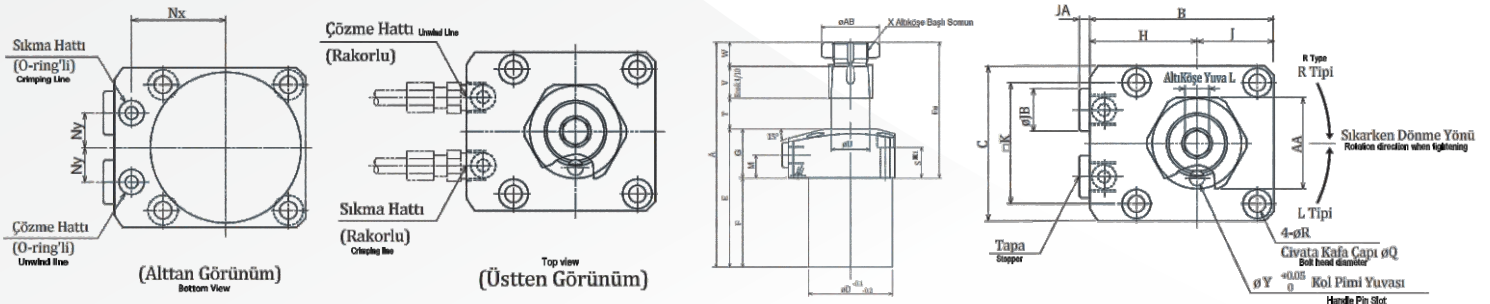


Model	Ø D	Hidrolik Basınç Hydraulic Pressure (bar)	Silindirik Kuvveti/ Cylinder Force (Kg-f)	Sıkma Kuvveti / Clamping Force (Kg-f)									Max. Levye Boyu /Max. Grow Length (mm)
				L Levye Boyu / Crow Length (mm)									
				L=30	L=40	L=50	L=60	L=70	L=80	L=100	L=120	L=140	
HDHS 00	36	70	235	201	193	186	179	-	165	-	-	-	96
HDHS 01	40	70	280	-	234	225	218	210	203	189	177	-	124
HDHS 02	48	70	415	-	-	363	355	-	341	327	314	301	141
HDHS 03	55	70	695	-	-	603	590	-	564	540	516	494	142
HDHS 04	65	70	1011	65	-	866	847	65	812	-	-	-	92

Model	Tam Kursu /Full Course	Dönme Kursu 90° /Rotational Course 90°	Dikey Kursu /Vertical Course	A	B	C	D	E	F	Fu	G	H	J	K	L	M	Nx	Ny	P	Q	R	S	T	U	V	W	Y	AA	AB	JA	JB	X	Z	Sıkma Çözme Hattı /Squeeze and Unwind Line
HDHS 00	13.5	5.5	8	104	49	40	36	64.5	39.5	64.5	25	29	20	31.4	5	11	23.5	8	3	7.5	4.5	16	15.5	16	13	11	4	22	24.5	3.5	14	M14x1.5	M4x0.7	G1/8
HDHS 01	14.5	6.5	8	115	54	45	40	71.5	46.5	68.5	25	31.5	22.5	34	6	11	26	9	3	9	5.5	15	16.5	18	15	12	4	24	26.5	3.5	14	M16x1.5	M5x0.8	G1/8
HDHS 02	15.5	7.5	8	128.5	61	51	48	79	51	77.5	27	35.5	25.5	40	8	13	30	11	3	9	5.5	17.5	17.5	22	18	14	4	30	33	3.5	14	M20x1.5	M5x0.8	G1/8
HDHS 03	18.5	8.5	10	145.5	69	60	55	89	59	86.5	30	39	30	47	8	12	33.5	12	3	11	6.8	20.5	20.5	25	21	15	6	32	35.5	3.5	14	M22x1.5	M6x1	G1/8
HDHS 04	20	10	10	156	81	70	65	94	63	93	31	46	35	55	8	13	39.5	15	5	11	6.8	22	22	30	24	16	6	41	45	4.5	19	M27x.15	M6x1	G1/4




Montaj Şekilleri / Mounting Types



Sipariş Kodu / Ordering Code

HOS1 R 32 90



Dönme Açısı / Swivel Angle

Çap / Bore Size (mm)

Dönüş Yönü / Rotation Way

Model / Model

Model / Model Type

Ürün Model Kodu / Product Model Code

Çap / Bore Size (mm)

32-40-50-63

Dönüş Yönü / Rotation Way

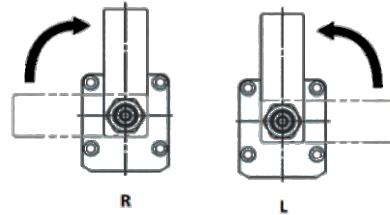
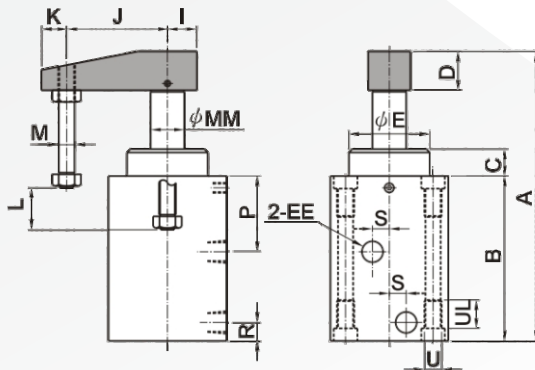
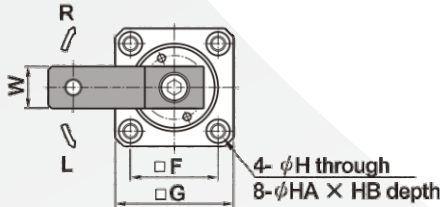
R : Sağ - L : Sol / R: Right - L: Left

Dönme Açısı / Rotation Angle

90 - 180

Ø Çap / Bore (mm)	Ø Mil Çapı / Rod (mm)	Piston Alanı Piston Area cm ²	Kuvvet (Clamping Force) (kgf)		Dönme Stroğu Swivel Stroke	Clamp Stroke
			70 (kgf/cm ²)	140 (kgf/cm ²)		
32	20	4,9	343	686	16	9
40	20	9,4	658	1316	16	9
50	25	14,7	1029	2058	20	10
63	25	26,2	1834	3668	20	10

Model	A	B	C	D	ØE	EE	F	G	H	HA	HB	I	J	K	L	M	P	MM	R	S	U	UL	W
HOS1 32	172	97	16	24	45	G1/4	47	62	6,8	11	6,5	15	55	15	25	M10x1,5	45	20	11	10	M8x1,25	16	25
HOS1 40	173	98	16	24	48	G1/4	52	70	8,6	14	8,6	15	60	15	25	M10x1,5	45	20	11	10	M10x1,5	20	25
HOS1 50	205	110	26	28	55	G1/4	58	80	8,6	14	8,6	20	65	20	30	M12x1,75	50	25	11	10	M10x1,5	20	28
HOS1 63	213	118	26	28	65	G1/4	69	94	14	20	13	20	70	20	30	M12x1,75	50	25	11	10	M16x2	30	28



Sipariş Kodu / Ordering Code

HMSA 40



Çap / Bore Size (mm)

Model / Model

Model / Model Type

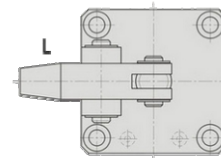
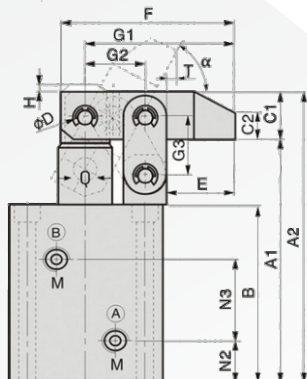
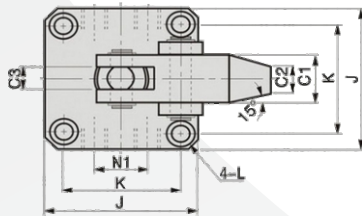
Ürün Model Kodu / Product Model Code

Çap / Bore Size (mm)

25 - 32 - 40 - 50 - 63 mm

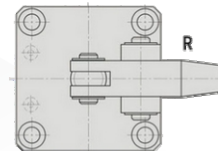
Model / Model	HMSA 25	HMSA 32	HMSA 40	HMSA 50	HMSA 63
Çalışma Sıcaklığı / Temperature °C	-10 +70 °C				
Mak.Basınç / Max. Pressure	50 kg/cm ²				
Strok / Stroke (mm)	25	25	30	34	40
Güç / Clamp Force (kgf)	170,29	278,38	424,2	661,8	1005,44

Model	A1	A2	B	C1	C2	C3	D	E	F	G1	G2	G3	H	J	K	L	M	N1	N2	N3	N4	a	T
HMSA 25	103	122	76	19x19	11	9	Ø8	25	64	55	22	24	3	55	42	Ø6.8-Ø10.5*6.5D	G1/8	18	17	33	20	61°	4
HMSA 32	112	131	85	19x19	11	9	Ø8	25	64	55	22	24	3	57	44	Ø6.8-Ø10.5*6.5D	G1/8	22	19	38	22	61°	5
HMSA 40	122	144	90	22x22	13	10	Ø10	30	77	66	26	29	4	69	52	Ø9-Ø14*9D	G1/4	26	19	40	26	61°	5.5
HMSA 50	137	162	100	25x25	15	11	Ø12	35,5	90	77	30	33	4	75	58	Ø9-Ø14*9D	G1/4	32	21.5	45	29	61°	7.5
HMSA 63	155	187	111	32x32	19	15	Ø15	43	110	94	36	39	4	96	75	Ø11-Ø18*11D	G1/4	38	22	52	38	66°	2



A Clamp Port

B Unclamp Port



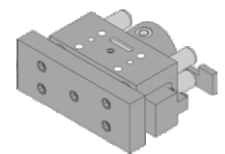
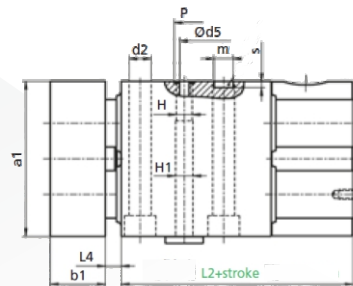
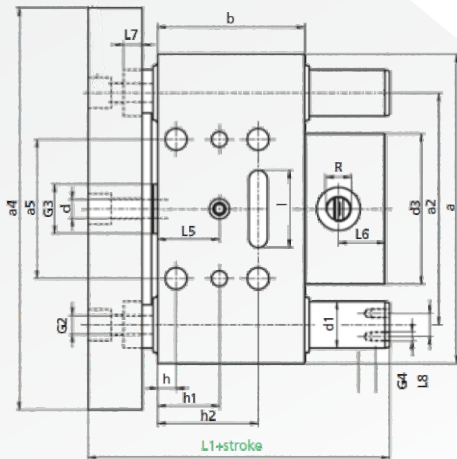
Sipariş Kodu / Ordering Code

KBSE	01	50	100	Ops. / Ops.
				Strok / Stroke (mm)
				Çap / Bore Size (mm)
				Seri / Series
Model / Model				
Model / Model Type				
Ürün Model Kodu / Product Model Code				
Seri / Series				
01 : 2 Millî / 2 Guide Rod - 02 : 4 Millî / 4 Guide Rod				
Çap / Bore (mm)				
25 mm - 125 mm				
Strok / Stroke (mm)				
Opsiyonel / Option				
V : Viton Keçeli / Viton Seal				



Model / Model	KBSE 20	KBSE 25	KBSE 32	KBSE 40	KBSE 50	KBSE 63	KBSE 80	KBSE 100
Çalışma Sıcaklığı / Temperature °C	-10 +70 °C							
Mak.Basınç / Max. Pressure	250 kg/cm2							
R	G 1/4"	G 1/4"	G 3/8"	G 3/8"	G 3/8"	G 1/2"	G 1/2"	G 1/2"
n	3,5	4	4	4	4	4	4	6
P	13	13	13	13	13	21	21	21


Model	Ø Mil Rod	a	a1	a2	a3	a4	a5	b	b1	d1	d2	d3	d5	G2	G3	G4	h	h1	h2	H1	H	I	L1	L2	L3	L4	L5	L6	L7	L8	m
KBSE 20	12	115	58	85	28	115	60	60	30	14	6,8	Ø57	6	M8	M8	M6	10	28	48	8,5	8	30	101	63	37	7	24	22	10	-	8
KBSE 25	16	130	64	95	35	190	65	65	30	16	8,5	Ø63	6	M10	M10	M5	10	32	55	8,5	8	40	107	70	37	7	26	23	10	9	10
KBSE 32	20	150	74	110	40	210	65	75	30	20	11	Ø73	6	M10	M10	M6	12	35	60	11	10	40	120	79	40	10	32	25	10	11	10
KBSE 40	25	170	84	125	43	230	80	80	30	25	11	Ø83	6	M12	M12	M6	12	40	68	11	10	40	125	89	40	10	33	26	10	12	10
KBSE 50	32	200	98	150	45	260	90	95	35	30	14	Ø97	6	M12	M12	M6	12	40	65	11	10	50	145	97	45	10	40	30	12	15	12
KBSE 63	40	225	124	175	54	285	120	100	38	30	14	Ø123	10	M16	M16	M6	17	46	75	11	10	100	157	112	52	14	39	33	12	15	12
KBSE 80	50	260	124	200	54	320	134	100	38	40	17,5	Ø123	12	M16	M16	M6	17	46	75	13	12	100	157	131	52	14	46	40	12	20	12
KBSE 100	60	280	158	220	90	340	153	119	42	40	17,5	Ø156	12	M20	M20	M6	20	55	90	13	12	120	181	133	56	14	54	43	12	20	20



Switch Model

Sipariş Kodu / Ordering Code

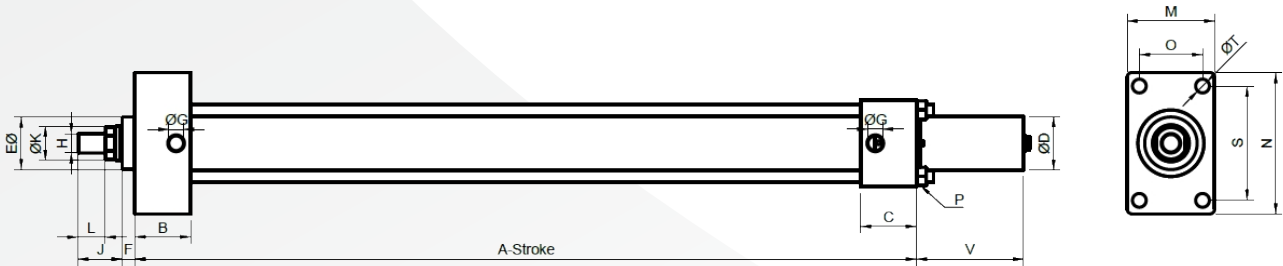
KLCH	63	35	100	
				Ops. / Ops.
				Strok / Stroke (mm)
				Mil Çapı / Rod Size (mm)
				Çap / Bore Size (mm)
Model / Model				
Model / Model Type				
Ürün Model Kodu / Product Model Code				
Çap / Bore (mm)				
40 mm - 200 mm				
Mil Çap / Rod (mm)				
16 mm - 120 mm				
Strok / Stroke (mm)				
Opsiyonel / Option				
V : Viton Keçeli / Viton Seal				



Lineer Cetvel Özellikleri / Linear Ruler


Çalışma Sıcaklığı / Temperature °C	-10 +70 °C	Çıkış / Out	0 ... 10 V, 4 ... 20 mA, 0 ... 20 mA, 10 ... 0 V, 20 ... 4 mA, 20 ... 0 mA
Mak.Basınç / Max. Pressure	500 kg/cm ²	Besleme Voltajı / Supply Voltage	24 VDC ±10%
Ölçme Boyu / Measuring Length	100...2000 mm	Hız / Speed	< 10 m/s
Çözünürlük / Resolution	16 Bit DAC Çıkış	Tepki Süresi / Reaction time	0,5 ms, 1000 m'e kadar, 0,8 ms, 2000 m'e kadar
Tekrarlanabilirlik / Repeatability	±0,005%	IP koruma sınıfı / IP protection class	IP 65

Model	ØK Mil Rod	A	B	C	ØD	ØQ	H	L	J	F	G	P	V	M	N	O	S	ØT	ØE
KLCH 63	35	204	57,5	57,5	55	54	M20	28	45	13	3/8	M12	110	90	145	65	117	14	48



Sipariş Kodu / Ordering Code

KHS	E	16	12	V	Ops. / Ops.
					Strok / Stroke (mm)
					Çap / Bore Size (mm)
					Seri / Series
					Model / Model



Model / Model	
Çalışma Sıcaklığı / Temperature °C	-20 +80 °C
Mak.Basınç / Max. Pressure	500 bar

Model / Model Type

Ürün Model Kodu / Product Model Code

Seri / Series

E : Vidalı / Screw - A : Montajlı / Mounting Type

Çap / Bore (mm)

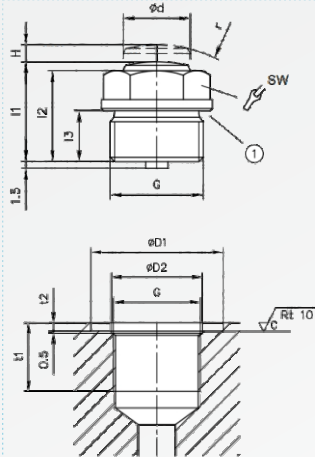
12 mm - 40 mm

Strok / Stroke (mm)

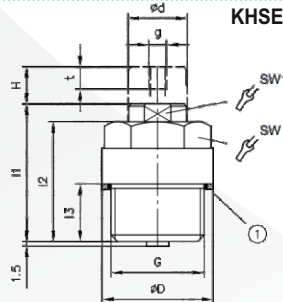
Opsiyonel / Option

V : Viton Keçeli / Viton Seal

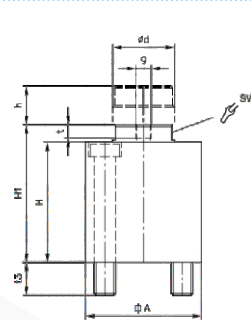
Model	ØD	ØD1	ØD2	G	H	Ød	g	l1	l2	l3	r	t	t1	t2	SW	Sw1	Sıkma Torku Nm	Ağırlık kg
KHSE 12-2	Sürekli Altıgen / hexagonal	28	20,2	M20x1,5	2	12	-	20,5	19	11	40	-	12	0,2	24	-	80	0,05
KHSE 12-5	Sürekli Altıgen / hexagonal	24	20,2	M20x1,5	5	12	M5	28	22	11	-	4	12	0,8	24	9	80	0,06
KHSE 12-8	Sürekli Altıgen / hexagonal	24	20,2	M20x1,5	8	12	M5	32,5	26,5	11	-	4	12	0,8	24	9	80	0,08
KHSE 16-3	28	29	24,2	M24x1,5	3	16	-	26,5	25	14	50	-	-	0,2	24	-	130	0,08
KHSE 16-8	28	29	24,2	M24x1,5	8	16	M6	35,5	29	14	-	6	15	2	24	12	130	0,09
KHSE 16-12	28	29	24,2	M24x1,5	12	16	M6	41,5	35	14	-	6	15	2	24	12	130	0,12
KHSE 20-4	35	36	30,2	M30x1,5	4	20	-	28,5	26,5	14,5	60	-	16	0,2	30	-	250	0,14
KHSE 20-10	35	36	30,2	M30x1,5	10	20	M6	44	37	16,5	-	6	18	2	30	17	250	0,20
KHSE 20-15	35	36	30,2	M30x1,5	15	20	M6	51	44	16,5	-	6	18	2	30	17	250	0,25
KHSE 20-20	35	36	30,2	M30x1,5	20	20	M6	56	49	16,5	-	6	18	2	30	17	250	0,30
KHSE 24-5	45	46	36,20	M36x1,5	5	24	-	34	32	19	70	-	22	2	35	-	500	0,25
KHSE 24-15	45	46	36,2	M36x1,5	15	24	M8	56	47	20	-	6	23	2	35	19	500	0,40
KHSE 24-20	45	46	36,2	M36x1,5	20	24	M8	65	55	20	-	6	23	2	35	19	500	0,50



Montaj Deliği / Mounting Hole



KHSE



KHSA

Model	A	ØD2	H	H1	a	Ød	g	g1	h	t	t3	SW	Sıkma Torku Nm	Ağırlık kg
KHSA 32-30	60	35	62	71	40	32	M8	M10	20	7	17	27	400	1,6
KHSA 40-25	70	45	74	85	50	40	M8	M12	25	10	15	32	700	2,5

Sipariş Kodu / Ordering Code

HCDL AB V 25 10 F

Mil Tipi / Rod

Strok / Stroke (mm)

Çap / Bore Size (mm)

Opsiyonel / Option

Montaj Şekli / Mounting Type

Model / Model

Model / Model Type

Ürün Model Kodu / Product Model Code

Montaj Şekli / Mounting Type

AMB : Arka Mafsal Bağlantı / Back Joint
 ÖMB : Ön Mafsal Bağlantı / Rod Joint
 OEB : Orta Ekleme Bağlantı / Middle Joint Connection
 AFB : Arka Flanş Bağlantı / Rear Flange Connection
 ÖFB : Ön Flanş Bağlantı / Front Flange Connection
 ÖAMB : Ön Arka Mafsal Bağlantı / Front Rear Joint
 AB : Ayak Bağlantı / Base Connection

Opsiyonel / Option

V : Viton Seal / N: Nitril Seal / P : PU Seal

Çap / Bore (mm)

25 mm - 50 mm

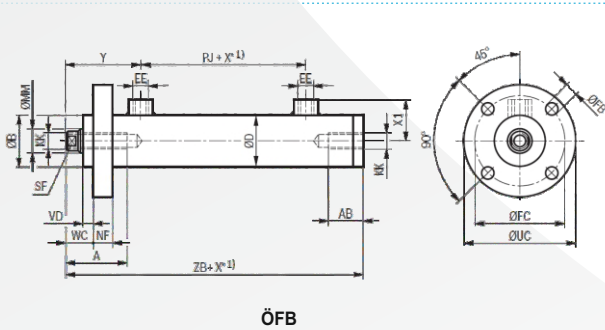
Strok / Stroke (mm)

Mil Tipi / Rod Type

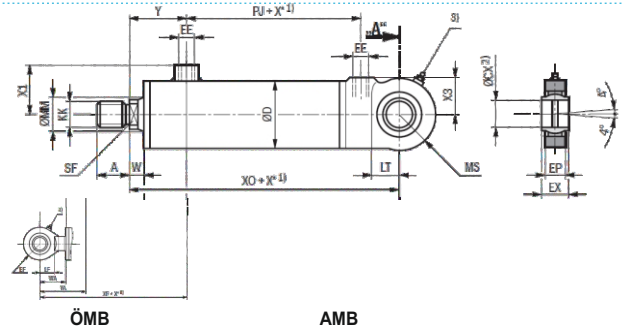
M : Erkek Mil / Male Rod F : Dişi Mil / Female Rod
 N : Dönmez Mil / Non Rotate Rod



Model	ØMM	KK	A	AB	SF	W	ØD	Y	PJ	EE	X1	ZB	ØFB H13	ØFC	ØUC	ØB	VD	WC	NF	YA	X*	XV	XU	XV	TL	TM	TD
HCDL 25	14	M10	26	21	12	10	31	44	27	G1/8	24,5	105	6,6	55	68	32	6	16	12		21	68		68	10	63	12
HCDL 32	18	M12	28	25	15	11	40	48	32	G1/4	33,5	117	9	65	78	40	6	17	12		28	78		78	12	75	16
HCDL 40	22	M16x1,5	22		17	12	50	60	51	G1/4	39	125	11	85	108	50	7	20	14	90	23	94	124	94	16	90	20
HCDL 50	28	M20x1,5	28		22	16	60	62	58	G3/8	45	136	13,5	100	128	60	7	20	16	99	32	104	141	104	20	105	25

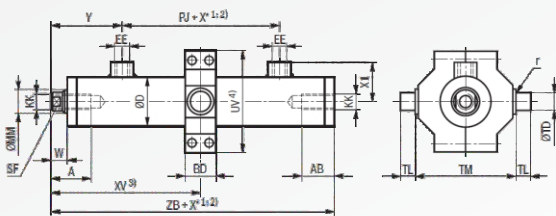


ÖFB

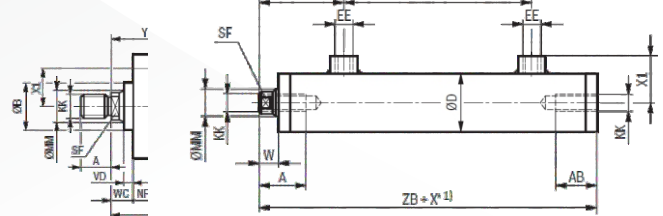


ÖMB

AMB



OEB




MALE ROD

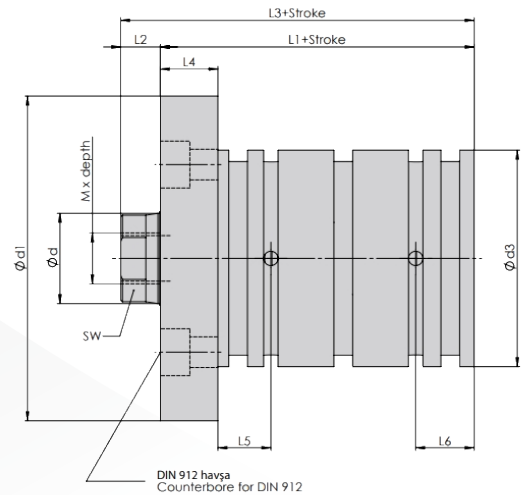
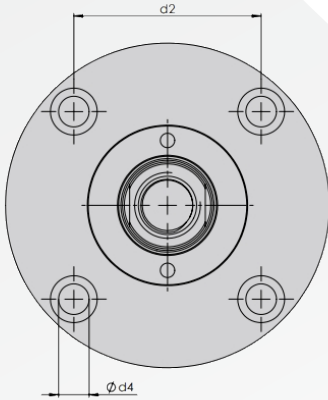
FEMALE ROD

Sipariş Kodu / Ordering Code

KSCZ	32	20	25	V	F	Mil Tipi / Rod
						Opsiyonel / Option
						Strok / Stroke (mm)
						Mil Çapı / Rod Size
						Çap / Bore Size (mm)
Model / Model						
Model / Model Type						
Ürün Model Kodu / Product Model Code						
Çap / Bore (mm)						
Opsiyonel / Option						
V : Viton Seal / N: Nitril Seal / P : PU Seal						
Çap / Bore (mm)						
25 mm - 50 mm						
Strok / Stroke (mm)						
Mil Tipi / Rod Type						
M : Erkek Mil / Male Rod F : Dişi Mil / Female Rod						



Model	Ød	Strok	L1	L2	L3	L4	L5	L6	d1	d2	d3	d4	sw	M
KSCZ 32	20	20	77	11	88	16	14,3	15,8	80	45	50	8,5	17	M12x15
KSCZ 32	20	20	67	11	78	16	14,3	15,8	80	45	50	8,5	17	M12x15
KSCZ 32	20	20	62	11	73	16	14,3	15,8	80	45	50	8,5	17	M12x15
KSCZ 40	25	20	79	11	90	16	14,7	16,2	90	52	60	8,5	21	M16x25
KSCZ 40	25	20	67	11	78	16	14,7	16,2	90	52	60	8,5	21	M16x25
KSCZ 40	25	20	62	11	73	16	14,7	16,2	90	52	60	8,5	21	M16x25



Sipariş Kodu / Ordering Code

KSM 32 20 25 V F

Mil Tipi / Rod

Opsiyonel / Option

Strok / Stroke (mm)

Mil Çapı / Rod Size

Çap / Bore Size (mm)

Model / Model

Model / Model Type

Ürün Model Kodu / Product Model Code

Çap / Bore (mm)

Opsiyonel / Option

V : Viton Seal / N: Nitril Seal / P : PU Seal

Çap / Bore (mm)

25 mm - 50 mm

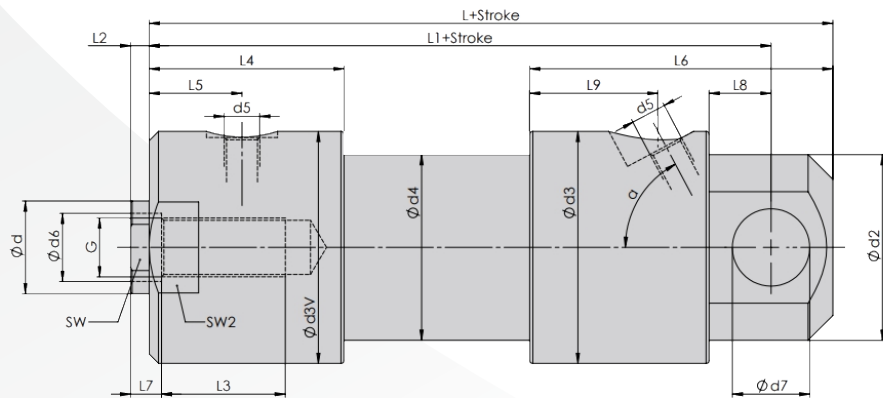
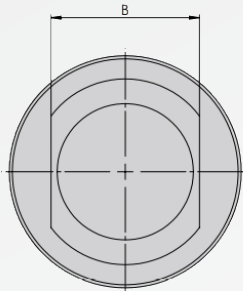
Strok / Stroke (mm)

Mil Tipi / Rod Type

M : Erkek Mil / Male Rod F : Dişi Mil / Female Rod



Model	Ød	Strok	d2	d3	d3v	d4	d5	d6	d1	d7	L	L1	L2	G	L3	L4	L5	L6	L7	L8	L9	B	SW	Sw2
KSM 40	25	50	50	65	65	50	G1/4	18	80	20	143	123	6	M16x50	50	63	30	75	10	20	39	42	22	59
KSM 50	30	50	60	75	75	60	G1/4	22	80	25	147	127	6	M20x50	50	63	30	78	10	20	41	48	26	69



Sipariş Kodu / Ordering Code

KRZ 02 50 100 N Y

Mil Tipi / Rod

Strok / Stroke (mm)

Çap / Bore Size (mm)

Seri / Series

Model / Model

Model / Model Type

Ürün Model Kodu / Product Model Code

Seri / Series

01 - 08 : Montaj Şekli / Mounting Type

Çap / Bore (mm)

25 mm - 160 mm

Strok / Stroke (mm)

Mil Tipi / Rod Type

M : Erkek Mil / Male Rod F : Dişi Mil / Female Rod

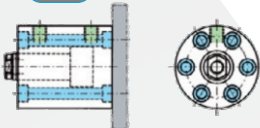
N : Dönmez Mil / Non Rotate Rod Max.Str.: 100 mm

D : Çift Millî / Double Type Y : Yastıklı / With Cushion

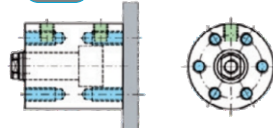


Çap Bore (mm)	Ø Mil Rod (MM)	A	D	d1	L2	L4	L5	R	SW	TK	G	L6	M	Tk1	d5	P	O-Ring
32	20	78	75	6x9	11	28	17	1/4	17	58	M12x15	18	6xM8	58	4	13	9 x 2
40	25	89	90	6x11	11	28	26	1/4	21	70	M16x25	18	6xM10	70	4	13	9 x 2
50	32	97	100	6x11	11	34	23	1/4	26	80	M20x30	20	6xM10	76	5	13	9 x 2
63	40	112	125	6x13,5	14	37	33	1/2	32	100	M27x40	20	6xM12	100	6	13	9 x 2
80	50	131	160	6x17	15	42	44	1/2	41	130	M30x40	25	6xM16	130	6	13	9 x 2
100	60	133	200	6x21	16	46	31	1/2	52	160	M42x60	30	6xM20	160	8	15	10 x 2

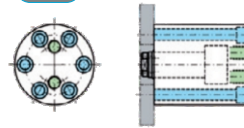
01



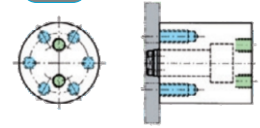
02



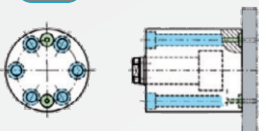
03



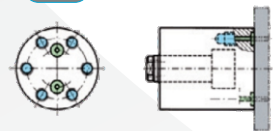
04



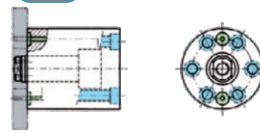
05



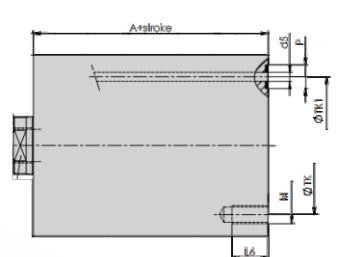
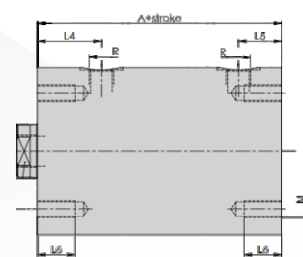
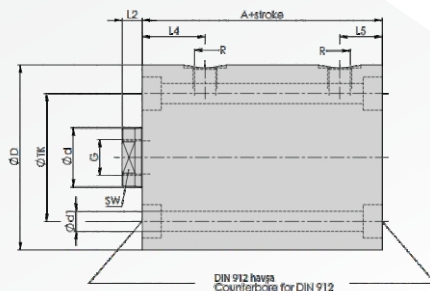
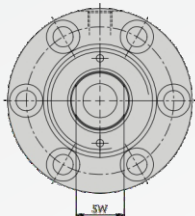
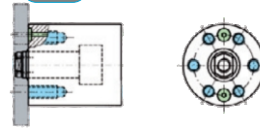
06







07



08





KINETIC

ÜÇEVLER MAH. KÜÇÜK SAN.ŞİT. 24.BLK. NO: 3/4

NİLÜFER / BURSA / TÜRKİYE

www.kinetictr.com

info@kinetictr.com

TEL:90.224.252 00 81 / 90.224.252 00 91



€ EURO

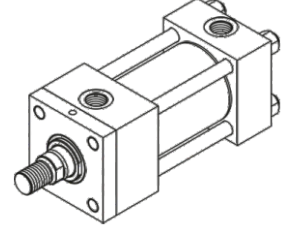
FİYAT LİSTESİ 2024

PRICE LIST 2024



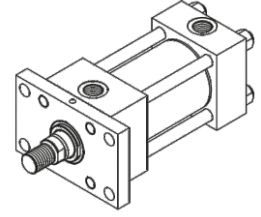
KHSC01 HİDR. SİLİNDİRLER / KHSC01 Hydraulic Cylinders

STROK	Ø 25	Ø 32	Ø 40	Ø 50	Ø 63	Ø 80	Ø 100
25 mm	150 €	160 €	175 €	185 €	235 €	425 €	590 €
50 mm	160 €	175 €	185 €	195 €	250 €	440 €	610 €
75 mm	175 €	185 €	195 €	205 €	275 €	455 €	630 €
100 mm	185 €	195 €	210 €	220 €	290 €	470 €	650 €
150 mm	195 €	210 €	220 €	230 €	305 €	485 €	670 €
200 mm	210 €	220 €	230 €	240 €	320 €	500 €	690 €
250 mm	225 €	235 €	245 €	260 €	335 €	515 €	710 €
300 mm	240 €	250 €	260 €	280 €	350 €	530 €	730 €
350 mm	255 €	265 €	280 €	300 €	365 €	545 €	750 €
400 mm	270 €	280 €	300 €	320 €	380 €	560 €	770 €



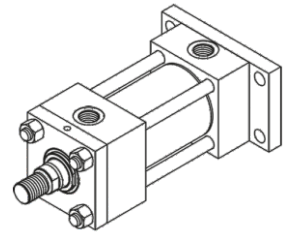
KHSC02 HİDR. SİLİNDİRLER / KHSC02 Hydraulic Cylinders

STROK	Ø 25	Ø 32	Ø 40	Ø 50	Ø 63	Ø 80	Ø 100
25 mm	150 €	160 €	175 €	185 €	235 €	425 €	590 €
50 mm	160 €	175 €	185 €	195 €	250 €	440 €	610 €
75 mm	175 €	185 €	195 €	205 €	275 €	455 €	630 €
100 mm	185 €	195 €	210 €	220 €	290 €	470 €	650 €
150 mm	195 €	210 €	220 €	230 €	305 €	485 €	670 €
200 mm	210 €	220 €	230 €	240 €	320 €	500 €	690 €
250 mm	225 €	235 €	245 €	260 €	335 €	515 €	710 €
300 mm	240 €	250 €	260 €	280 €	350 €	530 €	730 €
350 mm	255 €	265 €	280 €	300 €	365 €	545 €	750 €
400 mm	270 €	280 €	300 €	320 €	380 €	560 €	770 €



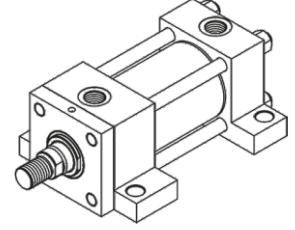
KHSC03 HİDR. SİLİNDİRLER / KHSC03 Hydraulic Cylinders

STROK	Ø 25	Ø 32	Ø 40	Ø 50	Ø 63	Ø 80	Ø 100
25 mm	150 €	160 €	175 €	185 €	235 €	425 €	590 €
50 mm	160 €	175 €	185 €	195 €	250 €	440 €	610 €
75 mm	175 €	185 €	195 €	205 €	275 €	455 €	630 €
100 mm	185 €	195 €	210 €	220 €	290 €	470 €	650 €
150 mm	195 €	210 €	220 €	230 €	305 €	485 €	670 €
200 mm	210 €	220 €	230 €	240 €	320 €	500 €	690 €
250 mm	225 €	235 €	245 €	260 €	335 €	515 €	710 €
300 mm	240 €	250 €	260 €	280 €	350 €	530 €	730 €
350 mm	255 €	265 €	280 €	300 €	365 €	545 €	750 €
400 mm	270 €	280 €	300 €	320 €	380 €	560 €	770 €



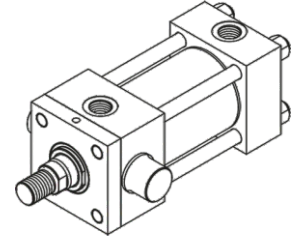
KHZC HİDR. SİLİNDİRLER / KHZC Hydraulic Cylinders

STROK	Ø 25	Ø 32	Ø 40	Ø 50	Ø 63	Ø 80	Ø 100
25 mm	150 €	160 €	175 €	185 €	235 €	425 €	590 €
50 mm	160 €	175 €	185 €	195 €	250 €	440 €	610 €
75 mm	175 €	185 €	195 €	205 €	275 €	455 €	630 €
100 mm	185 €	195 €	210 €	220 €	290 €	470 €	650 €
150 mm	195 €	210 €	220 €	230 €	305 €	485 €	670 €
200 mm	210 €	220 €	230 €	240 €	320 €	500 €	690 €
250 mm	225 €	235 €	245 €	260 €	335 €	515 €	710 €
300 mm	240 €	250 €	260 €	280 €	350 €	530 €	730 €
350 mm	255 €	265 €	280 €	300 €	365 €	545 €	750 €
400 mm	270 €	280 €	300 €	320 €	380 €	560 €	770 €



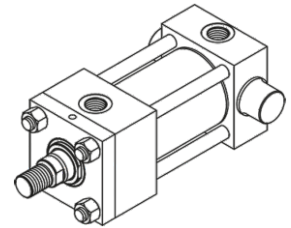
KMT1 01 HİDR. SİLİNDİRLER / KMT1 01 Hydraulic Cylinders

STROK	Ø 25	Ø 32	Ø 40	Ø 50	Ø 63	Ø 80	Ø 100
25 mm	150 €	160 €	175 €	185 €	235 €	425 €	590 €
50 mm	160 €	175 €	185 €	195 €	250 €	440 €	610 €
75 mm	175 €	185 €	195 €	205 €	275 €	455 €	630 €
100 mm	185 €	195 €	210 €	220 €	290 €	470 €	650 €
150 mm	195 €	210 €	220 €	230 €	305 €	485 €	670 €
200 mm	210 €	220 €	230 €	240 €	320 €	500 €	690 €
250 mm	225 €	235 €	245 €	260 €	335 €	515 €	710 €
300 mm	240 €	250 €	260 €	280 €	350 €	530 €	730 €
350 mm	255 €	265 €	280 €	300 €	365 €	545 €	750 €
400 mm	270 €	280 €	300 €	320 €	380 €	560 €	770 €



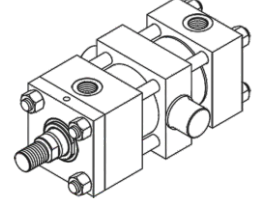
KMT1 02 HİDR. SİLİNDİRLER / KMT1 02 Hydraulic Cylinders

STROK	Ø 25	Ø 32	Ø 40	Ø 50	Ø 63	Ø 80	Ø 100
25 mm	150 €	160 €	175 €	185 €	235 €	425 €	590 €
50 mm	160 €	175 €	185 €	195 €	250 €	440 €	610 €
75 mm	175 €	185 €	195 €	205 €	275 €	455 €	630 €
100 mm	185 €	195 €	210 €	220 €	290 €	470 €	650 €
150 mm	195 €	210 €	220 €	230 €	305 €	485 €	670 €
200 mm	210 €	220 €	230 €	240 €	320 €	500 €	690 €
250 mm	225 €	235 €	245 €	260 €	335 €	515 €	710 €
300 mm	240 €	250 €	260 €	280 €	350 €	530 €	730 €
350 mm	255 €	265 €	280 €	300 €	365 €	545 €	750 €
400 mm	270 €	280 €	300 €	320 €	380 €	560 €	770 €



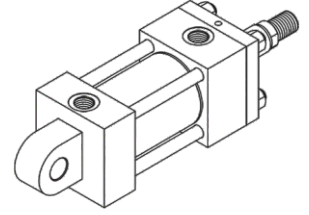
KMT1 03 HİDR. SİLİNDİRLER / KMT1 03 Hydraulic Cylinders

STROK	Ø 25	Ø 32	Ø 40	Ø 50	Ø 63	Ø 80	Ø 100
25 mm	150 €	160 €	175 €	185 €	235 €	425 €	590 €
50 mm	160 €	175 €	185 €	195 €	250 €	440 €	610 €
75 mm	175 €	185 €	195 €	205 €	275 €	455 €	630 €
100 mm	185 €	195 €	210 €	220 €	290 €	470 €	650 €
150 mm	195 €	210 €	220 €	230 €	305 €	485 €	670 €
200 mm	210 €	220 €	230 €	240 €	320 €	500 €	690 €
250 mm	225 €	235 €	245 €	260 €	335 €	515 €	710 €
300 mm	240 €	250 €	260 €	280 €	350 €	530 €	730 €
350 mm	255 €	265 €	280 €	300 €	365 €	545 €	750 €
400 mm	270 €	280 €	300 €	320 €	380 €	560 €	770 €



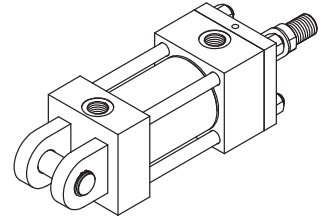
KME 00 HİDR. SİLİNDİRLER / KME 00 Hydraulic Cylinders

STROK	Ø 25	Ø 32	Ø 40	Ø 50	Ø 63	Ø 80	Ø 100
25 mm	150 €	160 €	175 €	185 €	235 €	425 €	590 €
50 mm	160 €	175 €	185 €	195 €	250 €	440 €	610 €
75 mm	175 €	185 €	195 €	205 €	275 €	455 €	630 €
100 mm	185 €	195 €	210 €	220 €	290 €	470 €	650 €
150 mm	195 €	210 €	220 €	230 €	305 €	485 €	670 €
200 mm	210 €	220 €	230 €	240 €	320 €	500 €	690 €
250 mm	225 €	235 €	245 €	260 €	335 €	515 €	710 €
300 mm	240 €	250 €	260 €	280 €	350 €	530 €	730 €
350 mm	255 €	265 €	280 €	300 €	365 €	545 €	750 €
400 mm	270 €	280 €	300 €	320 €	380 €	560 €	770 €



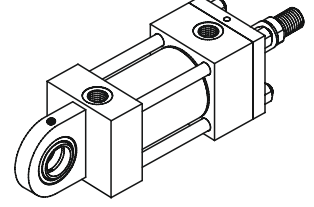
KME 01 HİDR. SİLİNDİRLER / KME 01 Hydraulic Cylinders

STROK	Ø 25	Ø 32	Ø 40	Ø 50	Ø 63	Ø 80	Ø 100
25 mm	150 €	160 €	175 €	185 €	235 €	425 €	590 €
50 mm	160 €	175 €	185 €	195 €	250 €	440 €	610 €
75 mm	175 €	185 €	195 €	205 €	275 €	455 €	630 €
100 mm	185 €	195 €	210 €	220 €	290 €	470 €	650 €
150 mm	195 €	210 €	220 €	230 €	305 €	485 €	670 €
200 mm	210 €	220 €	230 €	240 €	320 €	500 €	690 €
250 mm	225 €	235 €	245 €	260 €	335 €	515 €	710 €
300 mm	240 €	250 €	260 €	280 €	350 €	530 €	730 €
350 mm	255 €	265 €	280 €	300 €	365 €	545 €	750 €
400 mm	270 €	280 €	300 €	320 €	380 €	560 €	770 €



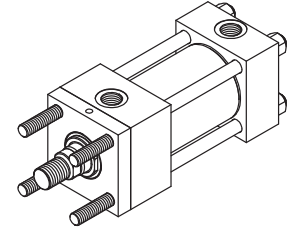
KME 02 HİDR. SİLİNDİRLER / KME 02 Hydraulic Cylinders

STROK	Ø 25	Ø 32	Ø 40	Ø 50	Ø 63	Ø 80	Ø 100
25 mm	150 €	160 €	175 €	185 €	235 €	425 €	590 €
50 mm	160 €	175 €	185 €	195 €	250 €	440 €	610 €
75 mm	175 €	185 €	195 €	205 €	275 €	455 €	630 €
100 mm	185 €	195 €	210 €	220 €	290 €	470 €	650 €
150 mm	195 €	210 €	220 €	230 €	305 €	485 €	670 €
200 mm	210 €	220 €	230 €	240 €	320 €	500 €	690 €
250 mm	225 €	235 €	245 €	260 €	335 €	515 €	710 €
300 mm	240 €	250 €	260 €	280 €	350 €	530 €	730 €
350 mm	255 €	265 €	280 €	300 €	365 €	545 €	750 €
400 mm	270 €	280 €	300 €	320 €	380 €	560 €	770 €



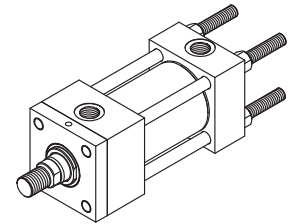
KHO HİDR. SİLİNDİRLER / KHO Hydraulic Cylinders

STROK	Ø 25	Ø 32	Ø 40	Ø 50	Ø 63	Ø 80	Ø 100
25 mm	150 €	160 €	175 €	185 €	235 €	425 €	590 €
50 mm	160 €	175 €	185 €	195 €	250 €	440 €	610 €
75 mm	175 €	185 €	195 €	205 €	275 €	455 €	630 €
100 mm	185 €	195 €	210 €	220 €	290 €	470 €	650 €
150 mm	195 €	210 €	220 €	230 €	305 €	485 €	670 €
200 mm	210 €	220 €	230 €	240 €	320 €	500 €	690 €
250 mm	225 €	235 €	245 €	260 €	335 €	515 €	710 €
300 mm	240 €	250 €	260 €	280 €	350 €	530 €	730 €
350 mm	255 €	265 €	280 €	300 €	365 €	545 €	750 €
400 mm	270 €	280 €	300 €	320 €	380 €	560 €	770 €



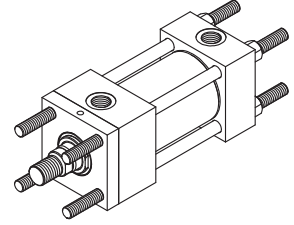
KHA HİDR. SİLİNDİRLER / KHA Hydraulic Cylinders

STROK	Ø 25	Ø 32	Ø 40	Ø 50	Ø 63	Ø 80	Ø 100
25 mm	150 €	160 €	175 €	185 €	235 €	425 €	590 €
50 mm	160 €	175 €	185 €	195 €	250 €	440 €	610 €
75 mm	175 €	185 €	195 €	205 €	275 €	455 €	630 €
100 mm	185 €	195 €	210 €	220 €	290 €	470 €	650 €
150 mm	195 €	210 €	220 €	230 €	305 €	485 €	670 €
200 mm	210 €	220 €	230 €	240 €	320 €	500 €	690 €
250 mm	225 €	235 €	245 €	260 €	335 €	515 €	710 €
300 mm	240 €	250 €	260 €	280 €	350 €	530 €	730 €
350 mm	255 €	265 €	280 €	300 €	365 €	545 €	750 €
400 mm	270 €	280 €	300 €	320 €	380 €	560 €	770 €



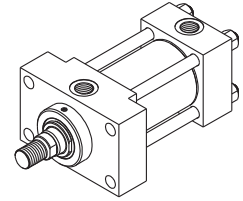
KHOA HİDR. SİLİNDİRLER / KHOA Hydraulic Cylinders

STROK	Ø 25	Ø 32	Ø 40	Ø 50	Ø 63	Ø 80	Ø 100
25 mm	150 €	160 €	175 €	185 €	235 €	425 €	590 €
50 mm	160 €	175 €	185 €	195 €	250 €	440 €	610 €
75 mm	175 €	185 €	195 €	205 €	275 €	455 €	630 €
100 mm	185 €	195 €	210 €	220 €	290 €	470 €	650 €
150 mm	195 €	210 €	220 €	230 €	305 €	485 €	670 €
200 mm	210 €	220 €	230 €	240 €	320 €	500 €	690 €
250 mm	225 €	235 €	245 €	260 €	335 €	515 €	710 €
300 mm	240 €	250 €	260 €	280 €	350 €	530 €	730 €
350 mm	255 €	265 €	280 €	300 €	365 €	545 €	750 €
400 mm	270 €	280 €	300 €	320 €	380 €	560 €	770 €



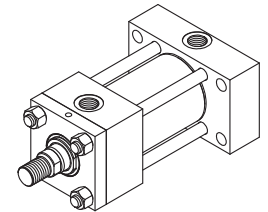
KMF1 HİDR. SİLİNDİRLER / KMF1 Hydraulic Cylinders

STROK	Ø 25	Ø 32	Ø 40	Ø 50	Ø 63	Ø 80	Ø 100
25 mm	150 €	160 €	175 €	185 €	235 €	425 €	590 €
50 mm	160 €	175 €	185 €	195 €	250 €	440 €	610 €
75 mm	175 €	185 €	195 €	205 €	275 €	455 €	630 €
100 mm	185 €	195 €	210 €	220 €	290 €	470 €	650 €
150 mm	195 €	210 €	220 €	230 €	305 €	485 €	670 €
200 mm	210 €	220 €	230 €	240 €	320 €	500 €	690 €
250 mm	225 €	235 €	245 €	260 €	335 €	515 €	710 €
300 mm	240 €	250 €	260 €	280 €	350 €	530 €	730 €
350 mm	255 €	265 €	280 €	300 €	365 €	545 €	750 €
400 mm	270 €	280 €	300 €	320 €	380 €	560 €	770 €



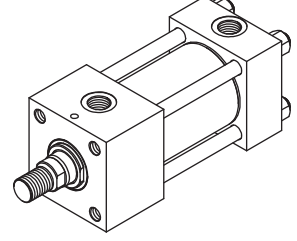
KMF2 HİDR. SİLİNDİRLER / KMF2 Hydraulic Cylinders

STROK	Ø 25	Ø 32	Ø 40	Ø 50	Ø 63	Ø 80	Ø 100
25 mm	150 €	160 €	175 €	185 €	235 €	425 €	590 €
50 mm	160 €	175 €	185 €	195 €	250 €	440 €	610 €
75 mm	175 €	185 €	195 €	205 €	275 €	455 €	630 €
100 mm	185 €	195 €	210 €	220 €	290 €	470 €	650 €
150 mm	195 €	210 €	220 €	230 €	305 €	485 €	670 €
200 mm	210 €	220 €	230 €	240 €	320 €	500 €	690 €
250 mm	225 €	235 €	245 €	260 €	335 €	515 €	710 €
300 mm	240 €	250 €	260 €	280 €	350 €	530 €	730 €
350 mm	255 €	265 €	280 €	300 €	365 €	545 €	750 €
400 mm	270 €	280 €	300 €	320 €	380 €	560 €	770 €



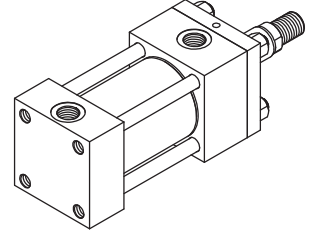
KHS1 HİDR. SİLİNDİRLER / KHS1 Hydraulic Cylinders

STROK	Ø 25	Ø 32	Ø 40	Ø 50	Ø 63	Ø 80	Ø 100
25 mm	150 €	160 €	175 €	185 €	235 €	425 €	590 €
50 mm	160 €	175 €	185 €	195 €	250 €	440 €	610 €
75 mm	175 €	185 €	195 €	205 €	275 €	455 €	630 €
100 mm	185 €	195 €	210 €	220 €	290 €	470 €	650 €
150 mm	195 €	210 €	220 €	230 €	305 €	485 €	670 €
200 mm	210 €	220 €	230 €	240 €	320 €	500 €	690 €
250 mm	225 €	235 €	245 €	260 €	335 €	515 €	710 €
300 mm	240 €	250 €	260 €	280 €	350 €	530 €	730 €
350 mm	255 €	265 €	280 €	300 €	365 €	545 €	750 €
400 mm	270 €	280 €	300 €	320 €	380 €	560 €	770 €



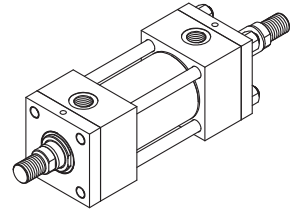
KHS2 HİDR. SİLİNDİRLER / KHS2 Hydraulic Cylinders

STROK	Ø 25	Ø 32	Ø 40	Ø 50	Ø 63	Ø 80	Ø 100
25 mm	150 €	160 €	175 €	185 €	235 €	425 €	590 €
50 mm	160 €	175 €	185 €	195 €	250 €	440 €	610 €
75 mm	175 €	185 €	195 €	205 €	275 €	455 €	630 €
100 mm	185 €	195 €	210 €	220 €	290 €	470 €	650 €
150 mm	195 €	210 €	220 €	230 €	305 €	485 €	670 €
200 mm	210 €	220 €	230 €	240 €	320 €	500 €	690 €
250 mm	225 €	235 €	245 €	260 €	335 €	515 €	710 €
300 mm	240 €	250 €	260 €	280 €	350 €	530 €	730 €
350 mm	255 €	265 €	280 €	300 €	365 €	545 €	750 €
400 mm	270 €	280 €	300 €	320 €	380 €	560 €	770 €



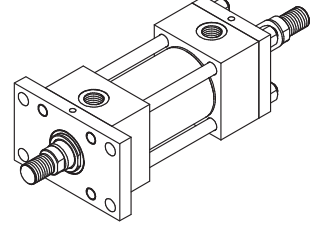
KHSC01T HİDR. SİLİNDİRLER / KHSC01T Hydraulic Cylinders

STROK	Ø 25	Ø 32	Ø 40	Ø 50	Ø 63	Ø 80	Ø 100
25 mm	150 €	160 €	175 €	185 €	235 €	425 €	590 €
50 mm	160 €	175 €	185 €	195 €	250 €	440 €	610 €
75 mm	175 €	185 €	195 €	205 €	275 €	455 €	630 €
100 mm	185 €	195 €	210 €	220 €	290 €	470 €	650 €
150 mm	195 €	210 €	220 €	230 €	305 €	485 €	670 €
200 mm	210 €	220 €	230 €	240 €	320 €	500 €	690 €
250 mm	225 €	235 €	245 €	260 €	335 €	515 €	710 €
300 mm	240 €	250 €	260 €	280 €	350 €	530 €	730 €
350 mm	255 €	265 €	280 €	300 €	365 €	545 €	750 €
400 mm	270 €	280 €	300 €	320 €	380 €	560 €	770 €



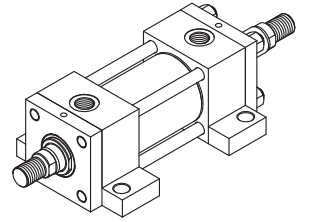
KHSC02T HİDR. SİLİNDİRLER / KHSC02T Hydraulic Cylinders

STROK	Ø 25	Ø 32	Ø 40	Ø 50	Ø 63	Ø 80	Ø 100
25 mm	252	269	294	312	395	713	989
50 mm	269	294	312	328	421	737	1023
75 mm	294	312	328	345	461	763	1056
100 mm	312	328	354	369	488	789	1091
150 mm	328	354	369	387	513	814	1124
200 mm	354	369	387	403	537	839	1158
250 mm	379	395	412	436	563	864	1191
300 mm	403	421	436	470	588	889	1224
350 mm	428	446	470	503	613	915	1258
400 mm	454	470	503	537	637	939	1291



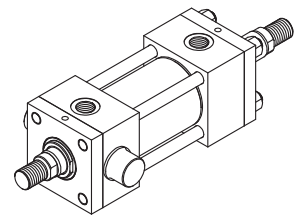
KHZC02T HİDR. SİLİNDİRLER / KHZC02T Hydraulic Cylinders

STROK	Ø 25	Ø 32	Ø 40	Ø 50	Ø 63	Ø 80	Ø 100
25 mm	262	279	305	323	410	741	1.028
50 mm	279	305	323	340	436	766	1062
75 mm	305	323	340	358	479	792	1097
100 mm	323	340	366	383	506	819	1132
150 mm	340	366	383	401	532	845	1167
200 mm	366	383	401	418	557	870	1202
250 mm	393	410	428	453	584	897	1236
300 mm	418	436	453	488	610	923	1271
350 mm	444	462	488	522	636	950	1306
400 mm	471	488	522	557	662	975	1341



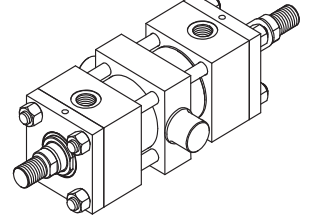
KMT101T HİDR. SİLİNDİRLER / KMT101T Hydraulic Cylinders

STROK	Ø 25	Ø 32	Ø 40	Ø 50	Ø 63	Ø 80	Ø 100
25 mm	252	269	294	311	395	714	992
50 mm	269	294	311	328	420	740	1025
75 mm	294	311	328	345	462	765	1059
100 mm	311	328	353	370	488	790	1092
150 mm	328	353	370	387	513	815	1126
200 mm	353	370	387	404	538	840	1160
250 mm	378	395	412	437	563	866	1193
300 mm	404	420	437	471	588	891	1227
350 mm	429	446	471	504	614	916	1260
400 mm	454	471	504	538	639	941	1294



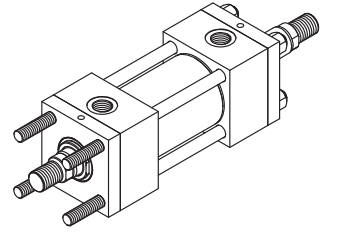
KMT 103T HİDR. SİLİNDİRLER / KMT 103T Hydraulic Cylinders

STROK	Ø 25	Ø 32	Ø 40	Ø 50	Ø 63	Ø 80	Ø 100
25 mm	262	279	305	323	410	741	1.028
50 mm	279	305	323	340	436	766	1062
75 mm	305	323	340	358	479	792	1097
100 mm	323	340	366	383	506	819	1132
150 mm	340	366	383	401	532	845	1167
200 mm	366	383	401	418	557	870	1202
250 mm	393	410	428	453	584	897	1236
300 mm	418	436	453	488	610	923	1271
350 mm	444	462	488	522	636	950	1306
400 mm	471	488	522	557	662	975	1341



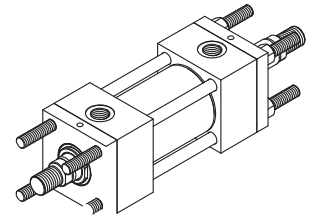
KHOT HİDR. SİLİNDİRLER / KHOT Hydraulic Cylinders

STROK	Ø 25	Ø 32	Ø 40	Ø 50	Ø 63	Ø 80	Ø 100
25 mm	229	244	267	283	359	648	899
50 mm	244	267	283	298	382	670	930
75 mm	267	283	298	313	419	693	960
100 mm	283	298	321	335	443	717	991
150 mm	298	321	335	351	466	740	1021
200 mm	321	335	351	366	488	762	1052
250 mm	344	359	374	396	511	785	1082
300 mm	366	382	396	427	534	808	1112
350 mm	389	405	427	457	557	831	1143
400 mm	412	427	457	488	579	853	1173



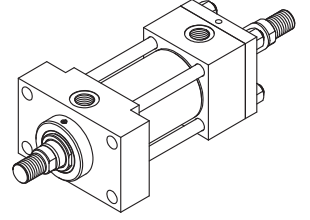
KHOAT HİDR. SİLİNDİRLER / KHOAT Hydraulic Cylinders

STROK	Ø 25	Ø 32	Ø 40	Ø 50	Ø 63	Ø 80	Ø 100
25 mm	229	244	267	283	359	648	899
50 mm	244	267	283	298	382	670	930
75 mm	267	283	298	313	419	693	960
100 mm	283	298	321	335	443	717	991
150 mm	298	321	335	351	466	740	1021
200 mm	321	335	351	366	488	762	1052
250 mm	344	359	374	396	511	785	1082
300 mm	366	382	396	427	534	808	1112
350 mm	389	405	427	457	557	831	1143
400 mm	412	427	457	488	579	853	1173



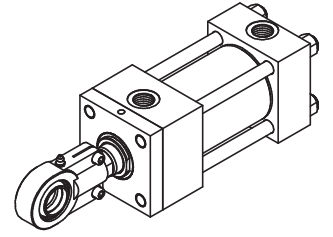
KMF1T HİDR. SİLİNDİRLER / KMF1T Hydraulic Cyler Cylinder

STROK	Ø 25	Ø 32	Ø 40	Ø 50	Ø 63	Ø 80	Ø 100
25 mm	281	300	329	348	442	797	1.106
50 mm	300	329	348	366	468	825	1143
75 mm	329	348	366	386	516	854	1180
100 mm	348	366	394	413	544	881	1217
150 mm	366	394	413	431	573	910	1256
200 mm	394	413	431	450	600	936	1293
250 mm	423	442	460	488	629	965	1330
300 mm	450	468	488	525	656	993	1367
350 mm	479	497	525	562	684	1022	1404
400 mm	507	525	562	600	712	1049	1443



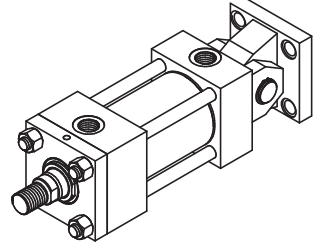
MAFSAL BAĞLANTI / Rod Eye

ÇAP	
12 mm	7
16 mm	8
18 mm	11
20 mm	13
25 mm	16
30 mm	18
35 mm	26
40 mm	32
50 mm	61
60 mm	96
70 mm	128




EKLEM BAĞLANTI /

	Ø 25	Ø 32	Ø 40	Ø 50	Ø 63	Ø 80	Ø 100
	150	200	250	300	350	400	500



KLC KİLİTLİ HİDROLİK SİLİNDİRLER / Self Locking Hydraulic Cylinders

STROK		Ø 25	Ø 32	Ø 40
10	mm	216	231	252
25	mm	231	252	267
50	mm	252	267	281
75	mm	267	281	303
100	mm	281	303	317
150	mm	303	317	332



KHRB KİLİTLİ HİDROLİK SİLİNDİRLER / Self Locking Hydraulic Cylinders

STROK		Ø 25	Ø 32
10	mm	250	273
25	mm	273	289
50	mm	289	305
75	mm	305	328
100	mm	328	344
150	mm	344	359



KBZ-02 HİDROLİK SİLİNDİRLER / Hydraulic Cylinders

STROK		Ø 25	Ø 32	Ø 40	Ø 50	Ø 63	Ø 80	Ø 100
10 mm		134	162	188	207	234	273	383
25 mm		141	172	198	224	273	364	437
50 mm		151	212	234	260	305	344	489
75 mm		160	250	271	297	344	375	539
100 mm		169	289	305	333	375	414	593
150 mm		180	328	344	367	414	449	648


Dönmez milli istenildiğinde %50 fiyatlara ilave edilmedilir.



KBZ-03 HİDROLİK SİLİNDİRLER / Hydraulic Cylinders

STROK		Ø 25	Ø 32	Ø 40	Ø 50	Ø 63	Ø 80	Ø 100
10 mm		136	162	188	207	234	273	383
25 mm		141	172	198	224	273	364	437
50 mm		151	212	234	262	305	344	489
75 mm		160	250	271	297	344	375	539
100 mm		169	289	305	332	375	414	593
150 mm		180	328	344	367	414	449	648


Dönmez milli istenildiğinde %50 fiyatlara ilave edilmedilir.



KBZ-04 HİDROLİK SİLİNDİRLER / Hydraulic Cylinders

STROK		Ø 25	Ø 32	Ø 40	Ø 50	Ø 63	Ø 80	Ø 100
10 mm		136	162	188	207	234	273	383
25 mm		141	172	198	224	273	305	437
50 mm		151	214	234	262	254	344	484
75 mm		160	250	271	297	305	375	539
100 mm		169	289	305	333	375	414	593
150 mm		242	328	344	367	414	449	648

Dönmez milli istenildiğinde %50 fiyatlara ilave edilmedilir.



KBZ-05 HİDROLİK SİLİNDİRLER / Hydraulic Cylinders

STROK		Ø 25	Ø 32	Ø 40	Ø 50	Ø 63	Ø 80	Ø 100
10 mm		136	162	188	207	234	273	383
25 mm		141	172	198	224	273	305	437
50 mm		151	214	234	262	254	344	484
75 mm		160	250	271	297	305	375	539
100 mm		169	289	305	333	375	414	593
150 mm		242	328	344	367	414	449	648

Dönmez milli istenildiğinde %50 fiyatlara ilave edilmedilir.



KBZ-06 HİDROLİK SİLİNDİRLER / Hydraulic Cylinders


STROK		Ø 25	Ø 32	Ø 40	Ø 50	Ø 63	Ø 80	Ø 100
10	mm	134	162	188	207	234	273	383
25	mm	141	172	198	224	273	364	437
50	mm	151	212	234	260	305	344	489
75	mm	160	250	271	297	344	375	539
100	mm	169	289	305	333	375	414	593
150	mm	180	328	344	367	414	449	648



Dönmez milli istenildiğinde %50 fiyatlara ilave edilmedilir.

KBZ-07 HİDROLİK SİLİNDİRLER / Hydraulic Cylinders

STROK		Ø25	Ø32	Ø40	Ø50	Ø63	Ø80	Ø100
10	mm	136	162	188	207	234	273	383
25	mm	141	172	198	224	273	364	437
50	mm	151	212	234	262	305	344	489
75	mm	160	250	271	297	344	375	539
100	mm	169	289	305	332	375	414	593
150	mm	180	328	344	367	414	449	648



Dönmez milli istenildiğinde %50 fiyatlara ilave edilmedilir.


KBZ-08 HİDROLİK SİLİNDİRLER / Hydraulic Cylinders

STROK		Ø 25	Ø 32	Ø 40	Ø 50	Ø 63	Ø 80	Ø 100
10	mm	136	162	188	207	234	273	383
25	mm	141	172	198	224	273	305	437
50	mm	151	214	234	262	254	344	484
75	mm	160	250	271	297	305	375	539
100	mm	169	289	305	333	375	414	593
150	mm	242	328	344	367	414	449	648



KBZ-09 HİDROLİK SİLİNDİRLER / Hydraulic Cylinders

STROK		Ø 25	Ø 32	Ø 40	Ø 50	Ø 63	Ø 80	Ø 100
10	mm	134	162	188	207	234	273	383
25	mm	141	172	198	224	273	364	437
50	mm	151	212	234	260	305	344	489
75	mm	160	250	271	297	344	375	539
100	mm	169	289	305	333	375	414	593
150	mm	180	328	344	367	414	449	648



KBZ-10 HİDROLİK SİLİNDİRLER / Hydraulic Cylinders

STROK		Ø 25	Ø 32	Ø 40	Ø 50	Ø 63	Ø 80	Ø 100
10	mm	134	162	188	207	234	273	383
25	mm	141	172	198	224	273	364	437
50	mm	151	212	234	260	305	344	489
75	mm	160	250	271	297	344	375	539
100	mm	169	289	305	333	375	414	593
150	mm	180	328	344	367	414	449	648



KBZ-11 HİDROLİK SİLİNDİRLER / Hydraulic Cylinders

STROK		Ø 25	Ø 32	Ø 40	Ø 50	Ø 63	Ø 80	Ø 100
10	mm	136	162	188	207	234	273	383
25	mm	141	172	198	224	273	305	437
50	mm	151	214	234	262	254	344	484
75	mm	160	250	271	297	305	375	539
100	mm	169	289	305	333	375	414	593
150	mm	242	328	344	367	414	449	648



Dönmez milli istenildiğinde %50 fiyatlara ilave edilmedilir.

KBZ-12 HİDROLİK SİLİNDİRLER / Hydraulic Cylinders

STROK	Ø 25	Ø 32	Ø 40	Ø 50	Ø 63	Ø 80	Ø 100
10 mm	134	162	188	207	234	273	383
25 mm	141	172	198	224	273	364	437
50 mm	151	212	234	260	305	344	489
75 mm	160	250	271	297	344	375	539
100 mm	169	289	305	333	375	414	593
150 mm	180	328	344	367	414	449	648




KSWC-01 HİDROLİK SİLİNDİRLER / Hydraulic Cylinders

STROK	Ø 25	Ø 32	Ø 40	Ø 50	Ø 63	Ø 80	Ø 100
10 mm	150	179	207	228	258	301	422
25 mm	156	190	218	247	301	336	481
50 mm	167	236	258	289	280	379	533
75 mm	176	275	299	327	336	413	593
100 mm	186	318	336	367	413	456	653
150 mm	267	361	379	404	456	494	713




KSWC-02-M MANYETİK HİDROLİK SİLİNDİRLER / Hydraulic Cylinders

STROK	Ø 25	Ø 32	Ø 40	Ø 50	Ø 63	Ø 80	Ø 100
10 mm	157	179	207	228	258	301	422
25 mm	156	190	218	247	301	336	481
50 mm	167	236	258	289	280	379	533
75 mm	176	275	299	327	336	413	593
100 mm	186	318	336	367	413	456	653
150 mm	267	361	379	404	456	494	713



KSWC-03-M MANYETİK HİDROLİK SİLİNDİRLER / Hydraulic Cylinders

STROK	Ø 25	Ø 32	Ø 40	Ø 50	Ø 63	Ø 80	Ø 100
10 mm	157	179	207	228	258	301	422
25 mm	156	190	218	247	301	336	481
50 mm	167	236	258	289	280	379	533
75 mm	176	275	299	327	336	413	593
100 mm	186	318	336	367	413	456	653
150 mm	267	361	379	404	456	494	713




Dönmez milli istenildiğinde %50 fiyatlara ilave edilmedilir.

KVSP HİDROLİK SİLİNDİRLER / Hydraulic Cylinders


STROK		Ø 25	Ø 32	Ø 40	Ø 50	Ø 63	Ø 80	Ø 100
10 mm		155	187	217	239	270	314	441
25 mm		163	198	228	258	314	419	503
50 mm		174	244	270	299	351	396	563
75 mm		184	288	312	342	396	432	620
100 mm		195	333	351	383	432	477	682
150 mm		207	378	396	423	477	517	746

Dönmez milli istenildiğinde %50 fiyatlara ilave edilmedilir.




KUSB_B UZUN STROKLU HİDROLİK SİLİNDİRLER / KUSB Series Hydraulic Cylinders

STROK		Ø 25	Ø 32	Ø 40	Ø 50	Ø 63	Ø 80	Ø 100
150 mm		149	162	183	196	210	230	243
200 mm		162	183	196	210	223	243	257
250 mm		183	196	210	230	243	257	270
300 mm		196	210	230	250	264	270	284
350 mm		210	230	243	264	277	284	297
400 mm		230	243	257	291	304	318	323



KHMC HİDROLİK MANYETİK SİLİNDİRLER / Magnet Hydraulic Cylinders

STROK		Ø 32	Ø 40	Ø 50	Ø 63	Ø 80	Ø 100
50 mm		185	235	252	316	360	400
100 mm		195	252	264	331	375	440
150 mm		220	265	276	345	400	490
200 mm		245	276	294	368	425	530
300 mm		250	306	318	404	450	570
400 mm		300	330	348	450	500	610



KHYC HİDROLİK ve YASTIKLI SİLİNDİRLER / Hydraulic Cushion Cylinders

STROK		Ø 32	Ø 40	Ø 50	Ø 63	Ø 80	Ø 100
50 mm		228	241	254	325	572	793
100 mm		254	273	286	377	611	845
150 mm		273	286	299	397	631	871
200 mm		286	299	312	416	650	897
300 mm		325	338	364	455	689	949
400 mm		364	390	416	494	728	1001



HC_A SERİSİ HİDROLİK SİLİNDİRLER / HC_A Series Hydraulic Cylinders**STROK****Ø 32/20 Ø 40/25 Ø 50/30 Ø 63/35 Ø 80/45 Ø 100/55**

50 mm	69	80	105	135	209	322
100 mm	74	86	113	145	225	346
200 mm	82	98	129	166	257	396
300 mm	90	112	148	190	295	454
400 mm	99	128	169	217	337	519
500 mm	109	147	194	248	386	594
600 mm	120	168	222	284	442	680
700 mm	133	192	254	325	506	779
800 mm	146	220	290	372	579	892
900 mm	161	252	332	426	663	1.021
1000 mm	178	288	381	488	759	1.169
Flanş Bağlantı	9	13	14	16	18	23
Burçlu Mafsal	3	3	3	3	4	4
Oynar Mafsal	8	10	14	14	16	16
Ayak Bağlantı	7	9	12	14	18	23

**KHCC CETOP HİDROLİK SİLİNDİRLER / KHCC Cetop Hydraulic Cylinders****STROK****Ø 32/20 Ø 40/28 Ø 50/30 Ø 63/35 Ø 80/45 Ø 100/55**

50 mm	118	155	210	341	477	663
100 mm	123	162	219	356	497	690
200 mm	133	175	237	385	537	747
300 mm	144	189	256	416	581	808
400 mm	156	205	277	450	628	873
500 mm	168	221	300	486	680	945
600 mm	182	239	324	526	735	1.022
700 mm	197	259	350	569	795	1.105
800 mm	213	280	379	615	860	1.195
900 mm	230	302	410	666	930	1.293
1000 mm	249	327	443	720	1.006	1.398
Flanş Bağlantı	9	13	14	16	18	23
Burçlu Mafsal	3	3	3	3	4	4
Oynar Mafsal	8	10	14	14	16	16
Ayak Bağlantı	7	9	12	14	18	23

**KHCD Serileri için fiyatlara %30 ilave edilir.**


HTLSK HİDROLİK TELESKOPIK SİLİNDİRLER / Hydraulic Telescope Cylinders

MODEL	02-50	02-65	02-75	03-50	03-65	03-75	04-50	04-65	04-75
200 mm	718	773	812	952	991	1.046	1.225	1.385	1.529
300 mm	757	812	843	991	1.030	1.077	1.256	1.420	1.560
400 mm	796	843	882	1.030	1.061	1.116	1.295	1.463	1.599
500 mm	827	882	921	1.061	1.092	1.155	1.350	1.495	1.625
600 mm	866	921	952	1.092	1.131	1.186	1.365	1.529	1.638
700 mm	897	952	991	1.131	1.170	1.225	1.404	1.560	1.671
800 mm	936	991	1.030	1.170	1.202	1.256	1.436	1.599	1.740
900 mm	975	1.030	1.170	1.202	1.241	1.295	1.492	1.638	1.781
1000 mm	1.007	1.061	1.092	1.241	1.280	1.350	1.529	1.671	1.820
Flanş Bağlantı	19	23	23	26	26	26	42	42	42
Burçlu Mafsal	10	11	11	13	13	13	17	17	17
Oynar Mafsal	10	11	11	16	16	16	24	24	24
Ayak Bağlantı	11	12	12	15	15	15	36	36	36




HMKA HİDROLİK DÖNER KLEMP / Hydraulic Swivel Clamp

MODEL	EURO
HMKA25 / 90	169
HMKA32 / 90	182
HMKA40 / 90	195
HMKA50 / 90	228
HMKA63 / 90	254



HİDROLİK DÖNER KLEMP / Hydraulic Swivel Clamp

MODEL	EURO
HSU22	169
HSU52	189
HSU92	202
HSU121	228
HSU202	286
HSU352	423



LEVYE TİP HİDROLİK DÖNER KLEMP / Lever Type Hydraulic Swivel Clamp

MODEL	EURO
HDHS 00	182
HDHS 01	208
HDHS 02	228
HDHS 03	260
HDHS 04	299




HOS1 HİDROLİK DÖNER KLEMP / Hydraulic Swivel Clamp

MODEL	EURO
HOS1 32	198
HOS1 40	215
HOS1 50	247
HOS1 63	280



HMSA HİDROLİK DÜZ KLEMP / Hydraulic Clamp

MODEL	EURO
HMSA 25	150
HMSA 32	169
HMSA 40	182
HMSA 50	195
HMSA 63	208



KBSE HİDROLİK YATAKLI SİLİNDİR / Hydraulic Guide Cylinder

STROK	Ø 25	Ø 32	Ø 40	Ø 50	Ø 63	Ø 80	Ø 100
25 mm	156	200	250	300	350	400	500
50 mm	203	260	325	390	455	520	650
75 mm	264	338	423	507	592	676	845
100 mm	344	440	550	660	770	879	1.099
150 mm	482	616	770	924	1.078	1.231	1.539



KLCH LİNEER CETVELLİ HİDROLİK SİL. / Position Controlled Hydraulic Cyl.

HDHS 00	
HDHS 01	
HDHS 02	
HDHS 03	
HDHS 04	



KHSE SIKMA TİP HİDROLİK SİL./ Hydraulic Cyl.

HDHS 00	
HDHS 01	
HDHS 02	
HDHS 03	
HDHS 04	




HCDL HİDROLİK SİLİNDİR / Hydraulic Cyl.

HDHS 00	
HDHS 01	
HDHS 02	
HDHS 03	
HDHS 04	



KSCZ GÖMME TİP HİDROLİK KARTUŞ SİLİNDİR / Hydraulic Catridge Cylinder

HDHS 00	
HDHS 01	
HDHS 02	
HDHS 03	
HDHS 04	



KSM KOMPAKT TİP HİDROLİK SİL. / Compact Hydraulic Cyl.





HDHS 00	
HDHS 01	
HDHS 02	
HDHS 03	
HDHS 04	



KRZ YUVARLAK TİP KOMPAKT HİDROLİK SİL./ Round Type Hydraulic Cyl.

HDHS 00	
HDHS 01	
HDHS 02	
HDHS 03	
HDHS 04	





KINETIC

ÜÇEVLER MAH. KÜÇÜK SAN.ŞİT. 24.BLK. NO: 3/4

NİLÜFER / BURSA / TÜRKİYE

www.kinetictr.com

info@kinetictr.com

TEL:90.224.252 00 81 / 90.224.252 00 91